

**GENERAL MEETING OF THE BOARD OF DIRECTORS  
OF THE  
CENTRAL TEXAS REGIONAL MOBILITY AUTHORITY**

**RESOLUTION NO. 21-001**

**EXECUTIVE DIRECTOR EMPLOYMENT AGREEMENT**

WHEREAS, the Central Texas Regional Mobility Authority (“CTRMA”) was created pursuant to the request of Travis and Williamson Counties and in accordance with provisions of the Transportation Code and the petition and approval process established in 43 Tex. Admin. Code § 26.1, *et. seq.* (the “RMA Rules”); and

WHEREAS, the Board of Directors of CTRMA has been constituted in accordance with the Transportation Code and the RMA Rules; and

WHEREAS, Section 370.033(8) of the Texas Transportation Code authorizes the Board of Directors to employ an executive director to serve as the chief administrator of CTRMA; and

WHEREAS, the Board of Directors has conducted a national search for an executive director and has considered input from community, business and local government stakeholders; and

WHEREAS, the Board of Directors has selected James Bass to be the next executive director of CTRMA; and


WHEREAS, the Board of Directors has established the compensation and other terms for an employment agreement with James Bass which are attached hereto as Exhibit A; and

NOW THEREFORE, BE IT RESOLVED, that the Board of Directors hereby approves the selection of James Bass for the position of executive director at CTRMA; and


BE IT FURTHER RESOLVED, that the Board of Directors hereby authorizes the Chairman of the Board of Directors to negotiate and execute an employment agreement with James Bass, incorporating the terms set forth in Exhibit A.

Adopted by the Board of Directors of the Central Texas Regional Mobility Authority on the 27th day of January 2021.

Submitted and reviewed by:

  
\_\_\_\_\_  
Geoffrey Petrov, General Counsel

Approved:

  
\_\_\_\_\_  
Robert W. Jenkins, Jr.  
Chairman, Board of Directors

**EXHIBIT A**  
**To Resolution No. 21-001**

Material terms of employment for executive director:

Contract Term:	3 years, terminable at will subject to 2 month's severance if terminated without cause during the first 2 years of the contract term.
Base Salary:	\$340,000
Deferred Compensation:	\$24,000 for first year; accrues monthly
Transportation Allowance:	\$850 per month (in lieu of mileage or other reimbursement)
Vacation:	4 weeks (no more than 2 consecutive weeks without consent)

Health insurance, retirement, cell phone, computer, etc. commensurate with other CTRMA employees.

**GENERAL MEETING OF THE BOARD OF DIRECTORS  
OF THE  
CENTRAL TEXAS REGIONAL MOBILITY AUTHORITY**

**RESOLUTION NO. 21-002**

**PROHIBITING THE OPERATION OF CERTAIN MOTOR VEHICLES  
ON MOBILITY AUTHORITY TOLL FACILITIES PURSUANT TO  
THE HABITUAL VIOLATOR PROGRAM**

WHEREAS, Transportation Code, Chapter 372, Subchapter C, authorizes toll project entities, including the Central Texas Regional Mobility Authority (Mobility Authority), to exercise various remedies against certain motorists with unpaid toll violations; and

WHEREAS, Transportation Code §372.106 provides that a “habitual violator” is a registered owner of a vehicle who a toll project entity determines:

(1) was issued at least two written notices of nonpayment that contained:

(A) in the aggregate, 100 or more events of nonpayment within a period of one year, not including events of nonpayment for which: (i) the registered owner has provided to the toll project entity information establishing that the vehicle was subject to a lease at the time of nonpayment, as provided by applicable toll project entity law; or (ii) a defense of theft at the time of the nonpayment has been established as provided by applicable toll project entity law; and

(B) a warning that the failure to pay the amounts specified in the notices may result in the toll project entity’s exercise of habitual violator remedies; and

(2) has not paid in full the total amount due for tolls and administrative fees under those notices; and

WHEREAS, the Mobility Authority previously determined that the individuals listed in Exhibit A are habitual violators, and these determinations are now considered final in accordance with Transportation Code, Chapter 372, Subchapter C; and

WHEREAS, Transportation Code §372.109 provides that a final determination that a person is a habitual violator remains in effect until (1) the total amount due for the person’s tolls and administrative fees is paid; or (2) the toll project entity, in its sole discretion, determines that the amount has been otherwise addressed; and

WHEREAS, Transportation Code §372.110 provides that a toll project entity, by order of its governing body, may prohibit the operation of a motor vehicle on a toll project of the entity if:

(1) the registered owner of the vehicle has been finally determined to be a habitual violator; and

(2) the toll project entity has provided notice of the prohibition order to the registered owner; and

WHEREAS, the Interim Executive Director recommends that the Board prohibit the operation of the motor vehicles listed in Exhibit A on the Mobility Authority's toll roads, including (1) 183A Toll; (2) 290 Toll; (3) 71 Toll; (4) MoPac Express Lanes; (5) 45 SW Toll; and (6) 183S Toll.


NOW THEREFORE, BE IT RESOLVED that the motor vehicles listed in Exhibit A are prohibited from operation on the Mobility Authority's toll roads, effective January 27, 2021; and

BE IT FURTHER RESOLVED that the Mobility Authority shall provide notice of this resolution to the individuals listed in Exhibit A, as required by Transportation Code §372.110; and


BE IT IS FURTHER RESOLVED that the prohibition shall remain in effect for the motor vehicles listed in Exhibit A until the respective habitual violator determinations are terminated, as provided by Transportation Code §372.110.

Adopted by the Board of Directors of the Central Texas Regional Mobility Authority on the 27<sup>th</sup> day of January 2021.

Submitted and reviewed by:

  
\_\_\_\_\_  
Geoffrey Petrov, General Counsel

Approved:

  
\_\_\_\_\_  
Robert W. Jenkins, Jr.  
Chairman, Board of Directors

**Exhibit A**



CENTRAL TEXAS REGIONAL  
**MOBILITY AUTHORITY**

## CTRMA Prohibited Vehicles

#	NAME	COUNTY	ZIP CODE	LP	STATE	TOLLS
1	DELIA M TORRES CARBO	TRAVIS	78758	050C981	TX	592
2	DAVID TREVINO-JARAMILLO	WILLIAMSON	78630	10XL0	TX	152
3	JULIO MENZEL	TRAVIS	78653	124C196	TX	250
4	ISMAEL CHOLICO	EL PASO	78723	131424K	TX	395
5	PABLO GUTIERREZ MUNOZ	TARRANT	78617	134588J	TX	145
6	TSP TRANSPORT & EQUIPMENT LLC	CALDWELL	78644	138B851	TX	360
7	CHRISTINA RIEKS	WILLIAMSON	78641	15TCM8	TX	530
8	OSMANY DIAZ REYES LEYDY AGUERO BORGES	WILLIAMSON	78660	1L92335	TX	504
9	JERRY REYNALDO ESPINOZAJB STONE	WILLIAMSON	76537	1L92515	TX	328
10	MARCUS ANDRE NEWMAN	BASTROP	78621	1M00395	TX	2976
11	HORIZON SITE PREP LLC	WILLIAMSON	78646	1M11327	TX	437
12	CARLOS ABRAHAM GARCIA	CALDWELL	78656	1M21850	TX	298
13	GERBER MENADBA GM TRANSPORT	WILLIAMSON	78643	1M22452	TX	1680
14	RBR TRUCKING INC	BURNET	78642	1M39166	TX	316
15	RONALD W QUIROARBR TRUCKING INC	BURNET	78628	1M39167	TX	305
16	DUMP-N-GO LLCBRYAN STANFORD PUNCHARD	BASTROP	78602	1M40998	TX	842
17	RUBEN MARTINEZ NANCY MARIE REYES	WHARTON	77437	1M44041	TX	724
18	CENTRALIZED LEASING LEASING	BEXAR	53718	1M44711	WI	229
19	OGILBERT HERNANDEZ ARIAS	TRAVIS	78621	1M47740	TX	312
20	OGILBERT HERNANDEZ ARIAS	TRAVIS	78621	1M47741	TX	306
21	JUAN JOSE MEDELLIN MARTINEZ	BRAZOS	78214	1M55999	TX	151
22	EDWARD LUNA	TRAVIS	78653	1M57308	TX	238
23	DR TRUCKING LLC	BEXAR	78254	1M57319	TX	446
24	SEVERIANO MARTINEZ JR	BEXAR	78237	1M70256	TX	125
25	SPLASH TRANSPORT, INC	TRAVIS	56258	1M72232	MN	493
26	BRANDY R OWENSCHARLES MARCUS	CORYELL	76522	1MHMP	TX	448
27	LILLIE HELEN BOCKMAN	WILLIAMSON	78729	1NFKV	TX	1292
28	YEBEE C ROBINSON	TRAVIS	78753	1NJGS	TX	2239



CENTRAL TEXAS REGIONAL  
**MOBILITY AUTHORITY**

## CTRMA Prohibited Vehicles

29	ERNEST MCDADE JR STEPHANIE WOODS ALEXANDER	TRAVIS	78753	1NNPB	TX	2180
30	DEBRA L GRATTEN HOUSTON	TRAVIS	78728	1NNRG	TX	1936
31	KAREN ANN BROWN DAVID ARDELL BROWN	BASTROP	78612	1PRYS	TX	161
32	LEAH VAUGHN	WILLIAMSON	78634	1PXRC	TX	1036
33	MARTA ALICIA TILLMAN-FLACY	WILLIAMSON	78641	1RKKB	TX	333
34	SHAWN L BONNET JODIE M BONNET	WILLIAMSON	76527	1RVLD	TX	752
35	CARLOS DANIEL ANDRADE	BASTROP	78602	1UA417	TX	708
36	CLARA ELAINE GLASS	BASTROP	78602	1VC430	TX	131
37	SHOBVAN DUGAR	WILLIAMSON	78641	2KNLZ	TX	2511
38	LC CAMPBELL	TRAVIS	78758	2LZGV	TX	165
39	MARY ABSTON PENINGERPATRICK ASMUS PENINGER	WILLIAMSON	78729	2NFKK	TX	171
40	MARILYN JUAREZ	TRAVIS	78758	2NJGY	TX	254
41	FERNANDO GONZALES	BASTROP	78612	2NTCT	TX	101
42	JOAN MARIE MCCRARY	WILLIAMSON	78642	2PJYH	TX	696
43	FRED ROSEX	WILLIAMSON	78613	2PRJF	TX	446
44	JOSEPH LEE HENRY	BASTROP	78621	2PZGC	TX	275
45	SILVER LYNN TAYLOR	WILLIAMSON	78613	2RBJY	TX	2632
46	GRETCHEN ANTOINETTE SIMEON	WILLIAMSON	78664	2RDKP	TX	1212
47	JAMIE FITZGERALD COUSINS	WILLIAMSON	78642	2RLWL	TX	1028
48	NAVEEN RIVER RUTLEDGE	TRAVIS	78660	2RTJM	TX	1112
49	ALVIN WASHINGTON	TRAVIS	78753	2SY285	TX	173
50	RUBEN PAUL BEAM	WILLIAMSON	78641	2TM24	TX	756
51	RONALD THOMAS	MATAGORDA	19904	364926	DE	1924
52	ERICA ANN RODGERS	TRAVIS	78641	3RLWN	TX	4508
53	DAYNE TYRONE WILLIAMS	TRAVIS	78753	4NVXZ	TX	7352
54	GINA BLACK BENNETTE TORU CHRISTOPHER BENNETTE	WILLIAMSON	78641	5MVJF	TX	5412
55	MELBA LOUISE SHAW-NICHOLS	WILLIAMSON	78626	6PYFB	TX	1096
56	ANN HESTER BEARDSLEY	WILLIAMSON	78641	AHB	TX	6916
57	ROZLAND RENEE BROWN	WILLIAMSON	78641	B10999F	TX	1383



CENTRAL TEXAS REGIONAL  
**MOBILITY AUTHORITY**

## CTRMA Prohibited Vehicles

58	JOSH BARTLEY	WILLIAMSON	78641	B15977T	TX	1161
59	ANTHONY R MINTON JOSEPH MINTON	WILLIAMSON	78642	BCF6490	TX	1067
60	CLIFTON DOUGLAS BYRD	BROWN	76801	BE39076	TX	5528
61	JENIFER LEE WOODS	WILLIAMSON	78641	BGX3585	TX	1554
62	MARICRUZ P CARLTON	WILLIAMSON	78664	BKD7958	TX	333
63	ROLAND R RODRIGUEZ JR LORI L RODRIGUEZ	WILLIAMSON	78613	BLH0762	TX	1091
64	COGBURN RAYGAN		98223	BML2788	WA	9236
65	ANTONIO RAMON HERNANDEZ	WILLIAMSON	78613	BMT8687	TX	1268
66	MICHAEL LYNCH	WILLIAMSON	78641	BP65374	TX	4335
67	TODD SUGHRUE	WILLIAMSON	78641	BP93402	TX	4964
68	NASIA DOLLINGER	WILLIAMSON	78613	BPR6143	TX	1270
69	SARAH ELIZABETH WILKINS	BASTROP	78602	BR5B427	TX	5276
70	GRECIA TRISTAN	TRAVIS	78728	BTD9486	TX	1036
71	BENJAMIN NICKERSON	WILLIAMSON	78665	BWN9326	TX	317
72	KARSE LALAN LARCHE	WILLIAMSON	78681	BYC6198	TX	1016
73	ALVARO RODRIGUEZ	BURNET	78605	BYD3527	TX	1309
74	CHARLES WAYNE STACKS JR	WILLIAMSON	78642	COWB0Y5	TX	14850
75	CHARLES PERRY REYNOLDS SYLVIA JEAN REYNOLDS	WILLIAMSON	78641	C33YUH	TX	5720
76	KEITH A STEPHENSON	WILLIAMSON	78613	CCK1126	TX	5352
77	JAMES ROBERT SHAFER	WILLIAMSON	78729	CCK1476	TX	3360
78	LORENZO MIGUEL RODRIGUEZ	WILLIAMSON	78626	CFM8327	TX	640
79	MARIELA MIRELES	WILLIAMSON	78613	CG6C157	TX	1196
80	DANIEL G WOODS EVERETTA M WOODS	BURNET	78605	CH7K031	TX	5527
81	JAMIE LEE MCFADZEAN	TRAVIS	78653	CHK8604	TX	5472
82	RUSSELL ERIC WEBB	TRAVIS	78738	CKR8037	TX	8900
83	RENE JAVIER GAITAN	WILLIAMSON	78641	CLL9530	TX	5628
84	KAITLYN MARIE PHYLOW	TRAVIS	78729	CM8P673	TX	1374
85	AMANDA MICHELLE SHORT	WILLIAMSON	78664	CMJ5488	TX	1740
86	KRISTI ANN JONES	WILLIAMSON	76574	CNN8642	TX	1101





CENTRAL TEXAS REGIONAL  
**MOBILITY AUTHORITY**

## CTRMA Prohibited Vehicles

87	ANDREW K LYON	TRAVIS	78664	CNP0434	TX	1157
88	PAULINE MALDONADO	TRAVIS	78758	CNP5996	TX	1337
89	CASSIE TATRO	WILLIAMSON	78641	CNR4428	TX	2466
90	BRADY COLLIN WHITE	WILLIAMSON	78641	CP1S387	TX	1395
91	DOUGLAS WELDON ROE	WILLIAMSON	78642	CPG0484	TX	1206
92	AMY R SIMMONS	BASTROP	78621	CS1T879	TX	1999
93	ERIN HISEROTE	WILLIAMSON	78641	CT2C887	TX	1159
94	JUAN RENE GONZALEZ	TRAVIS	78745	CTG3438	TX	273
95	ROBINSON BASSAT	WILLIAMSON	78641	CV2S441	TX	1257
96	ALBERTO CASTRO	TRAVIS	78617	CVG2571	TX	5149
97	CARLOS E RIOS	TRAVIS	78739	CVT8588	TX	1424
98	TAMIR MOHAMED	WILLIAMSON	78634	CVV7965	TX	4230
99	ROBERT PRESTON MCCORMICK	BURNET	78605	CWB4889	TX	6852
100	BOBBY DRRAN GILMORE	TRAVIS	78634	CWB5792	TX	1257
101	GILBERT PROVENCIO JR STACEY MARIE PROVENCIO	WILLIAMSON	78754	CXC4812	TX	4744
102	KENNETH W NEDROW	BASTROP	78621	DBW1036	TX	1179
103	MARY HERNANDEZ	TRAVIS	78744	DFS9392	TX	1657
104	SARA TERESA HICKS	BELL	76549	DFY5016	TX	1418
105	LARRY DOUGLAS OWENS	TARRANT	76020	DGW5968	TX	978
106	ANTHONY FRANZETTI	TRAVIS	78727	DKH6560	TX	1514
107	MIRANDA MARIE LOWERY	TRAVIS	78727	DLG5231	TX	4772
108	TAMMIE BROWN	TRAVIS	78617	DLV0659	TX	2583
109	TIMOTHY JOHN DALTON	WILLIAMSON	78613	DMX8251	TX	4544
110	JAMES L MACKLIN	BASTROP	76542	DMZ0865	TX	1739
111	LEANN ISHCOMER	WILLIAMSON	78664	DNM8782	TX	467
112	RODGER CLIFFORD ENGBRETSON	WILLIAMSON	78613	DPD9737	TX	1653
113	JESUS G BEATONDBA JB TRUCKING	WILLIAMSON	78665	DPN1960	TX	2924
114	CRYSTAL COLLINS	WILLIAMSON	78613	DR8G791	TX	5052
115	DAVID DALGLEISH	WILLIAMSON	78613	DT8Y692	TX	950



CENTRAL TEXAS REGIONAL  
**MOBILITY AUTHORITY**

## CTRMA Prohibited Vehicles

116	JORGE SOLARES	BURNET	78613	DVL5718	TX	5188
117	BRENNAN KATHLEEN BERRY	WALKER	77320	DVV3Y5	TX	535
118	KANESHA RENEE MOORE	WILLIAMSON	78664	DVV7998	TX	1219
119	JACOB ANDREW MENDOZA	WILLIAMSON	78641	DW7B710	TX	7616
120	BOBBIE BEVERLY THOMAS	TRAVIS	78653	DWV3689	TX	1066
121	PIXIE ANN JONESTRACY ANN TUCEK	WILLIAMSON	78613	DX3C359	TX	1084
122	MICHELLE LEWIS	TRAVIS	78664	DXD6140	TX	8033
123	KARA LOUISE SHERMANKATO SHERMAN JR	TRAVIS	78653	DXV8499	TX	2214
124	CARON JUDEIKIS	TRAVIS	78645	DXW8220	TX	4080
125	MICHELLIE MARQUEZA MARSHALL	BELL	76542	DYS5738	TX	1259
126	JON THEODORE CANTRELL	BURNET	78611	DZB1533	TX	6255
127	MICHAEL HARRELSON	WILLIAMSON	78759	FBV7665	TX	1778
128	JESSE ALEJANDRO DIAZ	WILLIAMSON	78641	FCW1656	TX	1858
129	JOHN MICHAEL DAVID BLYTHE	HAYS	78610	FFC8876	TX	4992
130	TRACEY MARIE WILLIAMS	WILLIAMSON	78613	FFD4888	TX	7304
131	COURTNEY LEIGH DENT	TRAVIS	78745	FFH8741	TX	1592
132	LISA MICHELLE ROSALES	WILLIAMSON	78642	FGS8096	TX	5988
133	STERLING BLAINE MONTGOMERY	TRAVIS	78717	FGX2092	TX	1296
134	ANTONIO ROSALES	TRAVIS	78653	FGY3418	TX	1660
135	JILL HILBURN	WILLIAMSON	78642	FJB6559	TX	1546
136	WENDY RENAE SMOOTTIMOTHY JOE SOWELL	BASTROP	78621	FLH6329	TX	7408
137	DAISY ARISBETH LARA	WILLIAMSON	78641	FMP2933	TX	1346
138	RACHEL ANN WOTIPKA	WILLIAMSON	78641	FPB0910	TX	1276
139	SUSANNA LAWRENCE	BELL	76542	FPD0104	TX	1665
140	BENJAMIN DUFFY PARKER	TRAVIS	78729	FSR3946	TX	1768
141	HECTOR RENDON JENNIFER KAY SHULTS-RUBIO	TRAVIS	78745	FTC7912	TX	1697
142	EDDI SOSA	TRAVIS	78653	FTD1943	TX	2319
143	KATHLEEN DARBY KANI	WILLIAMSON	78641	FTD7129	TX	7620
144	JOHN MICHAEL TRUAN	NUECES	78413	FVW6753	TX	536



CENTRAL TEXAS REGIONAL  
**MOBILITY AUTHORITY**

## CTRMA Prohibited Vehicles

145	ANDREW LEWIS CRAWFORD	WILLIAMSON	78641	FXK7833	TX	5624
146	HKD ENTERPRISES, INC.	TRAVIS	78660	FZL0815	TX	4884
147	TREVER DALE KINGJENNA RENEE KING	TRAVIS	78641	FZV8171	TX	11790
148	CHRISTOPHER LANCE WARE	TRAVIS	78726	FZW0432	TX	4180
149	LAURIE BETH RAMON	TRAVIS	78721	GCL5318	TX	5416
150	CHARLES JORDAN CONTRERAS	TRAVIS	78748	GCV7967	TX	689
151	ELIZABETH DORCAS PENA	TRAVIS	78240	GGH1178	TX	7124
152	DONOVAN GARRETT THOMPSON	WILLIAMSON	78729	GGH6820	TX	5200
153	DARRELL GLEN HOUSTON	TRAVIS	78660	GGW0166	TX	8853
154	MEGAN ELIZABETH MCCRIGHT	WILLIAMSON	78628	GJ62PS	TX	912
155	RAFAEL FOLEY	WILLIAMSON	78613	GJY6566	TX	5596
156	STEVEN THOMAS BLACKMAN	JOHNSON	78641	GKB4618	TX	957
157	NORMA LETICIA MUNOZJORGE LOPEZ	TRAVIS	78653	GKN8299	TX	1812
158	FORTINO A ALVARADO SALINAS	TRAVIS	78653	GKZ6177	TX	752
159	MANUEL A DE LOS SANTOS	WILLIAMSON	78641	GM47CV	TX	5872
160	RACHEL LEIGH GAUSPOHL	WILLIAMSON	78613	GM57XJ	TX	4716
161	WILLIAM EDWARD WHITESIDES	WILLIAMSON	78641	GM84YD	TX	1092
162	JAMIE MICHELLE DENNEY	WILLIAMSON	78750	GMD2671	TX	1216
163	ALICE MAY AKRIDGE	WILLIAMSON	78681	GMN5351	TX	491
164	BRIDGETTE M CESCHIN	WILLIAMSON	78613	GMN8783	TX	6784
165	ERIC JAMES HODGES	WILLIAMSON	78613	GMN9371	TX	809
166	IRENE C PAREDES	TAYLOR	79603	GN31CP	TX	1213
167	CRAIG KELLY PRICE	WILLIAMSON	78641	GN47W	TX	4196
168	TAMI LAJOY CLARK VEAL	TRAVIS	78754	GN64LS	TX	10928
169	SARAH FREDERICKS	WILLIAMSON	78641	GNB0189	TX	1049
170	ERIK JESUS DELEON	TRAVIS	78724	GNB6864	TX	2166
171	DENNIS BRADY INGRAM	EASTLAND	76437	GNM2754	TX	1330
172	BRENDA LEE RODRIGUEZ	TRAVIS	78653	GPP8229	TX	9261
173	JAMES ROLAND HENERYCYNTHIA JACY HENERY	WILLIAMSON	78641	GPP9556	TX	6292
174	JULIE MCDANIEL	WILLIAMSON	78642	GRB2089	TX	2034
175	ANTHONY MORENO	WILLIAMSON	78641	GRX8848	TX	1086



CENTRAL TEXAS REGIONAL  
**MOBILITY AUTHORITY**

## CTRMA Prohibited Vehicles

176	VICKI LYNN GROCE	WILLIAMSON	78641	GRX9458	TX	1881
177	ENENI OGUARA	FORT BEND	77407	GSJ9933	TX	1135
178	JUAN CARLOS GARCIA LAGUNA	TRAVIS	78702	GSW3805	TX	1449
179	KANNIKA S JOHNSON	WILLIAMSON	78613	GSX5105	TX	1007
180	AIMEE LEIGH MURRAY	WILLIAMSON	78681	GTM2093	TX	1420
181	WENDY GAIL WHITBYLAUREN DUBROC CALDWELL	TRAVIS	78741	GTT0286	TX	2500
182	DAVID SORIA	WILLIAMSON	78641	GWD6833	TX	1198
183	VALENCIA ROCHELLE HATCHER	TRAVIS	78653	GWN7918	TX	1248
184	SADIE CATHERINE SAYLOR	WILLIAMSON	78641	GWV3077	TX	1747
185	CARLOS JIMENEZMARIA MORADO	TRAVIS	78660	GWV7413	TX	6496
186	ARNULFO MATEO JAIMES JR	WILLIAMSON	78641	GWV8923	TX	3276
187	PAMELA LA VERNE MOORE	WILLIAMSON	78634	GWZ2231	TX	1389
188	CINDY KAY ALEJANDROANTHONY RAY ALEJANDRO	WILLIAMSON	78641	GWZ2645	TX	4612
189	MIKAHLA NICOLE RIEDERER	WILLIAMSON	78641	GWZ3141	TX	5048
190	SAMANTHA M HUGGINS	TRAVIS	78645	GYB6771	TX	1482
191	SHERIDAN C ERNSTMEYER	WILLIAMSON	76527	GZS7448	TX	1201
192	AURORA QUIROZ	WILLIAMSON	78641	GZS8424	TX	5244
193	JONI GAYLE PATTERSONLESLIE DAVID PATTERSON	BURNET	78605	GZV0422	TX	1454
194	LAURA LYNNE CICERO	WILLIAMSON	78729	HBT8632	TX	14373
195	LARRY LEVI HALL III	TRAVIS	78759	HBV0530	TX	1729
196	WILLIAM WARN ADAMS	WILLIAMSON	78613	HBZ2146	TX	1228
197	JEFFREY DOYLE STATON	WILLIAMSON	78641	HCD1469	TX	960
198	DANIELLE JEAN MCCRADIC	TRAVIS	78653	HCD2874	TX	1052
199	ANGELICA CELENA LEVARIO	TRAVIS	78653	HCD5407	TX	1444
200	CRAIG ALLEN NEWELL	TRAVIS	78653	HCD5494	TX	2125
201	KENNETH RAY JOHNSON	TRAVIS	78704	HCD9014	TX	5852
202	KIRBY L OVERSTREET	WILLIAMSON	78729	HCF1971	TX	1130
203	ERICA LAMONCHEL HALL	TRAVIS	78754	HCL6365	TX	1791
204	ERIC EDUARDO RAMOS	WILLIAMSON	78641	HFG4126	TX	1566
205	SETH CALEB ODEM KATIE NICHOLE SERRATO	WILLIAMSON	78642	HFK8165	TX	1432
206	ROBERT MATTHEW ESCAMILLA	WILLIAMSON	78641	HFN4246	TX	1720



CENTRAL TEXAS REGIONAL  
**MOBILITY AUTHORITY**

## CTRMA Prohibited Vehicles

207	ANDREW DUMMAR JENNIFER DUMMAR	TRAVIS	78728	HFX9011	TX	1801
208	JEREMY JAMAAL JONES	BASTROP	78621	HFZ0611	TX	2150
209	VICKI LEE THOMPSON	WILLIAMSON	78641	HFZ7348	TX	1108
210	RICARDO MATA	WILLIAMSON	78642	HFZ8423	TX	5333
211	RYAN J HAYWOOD	WILLIAMSON	78748	HHD6615	TX	3464
212	RASHAD AHMAD MALONE ANDREA J STGERMAINE MALONE	WILLIAMSON	78634	HHF0500	TX	369
213	TRAVIS WAYNE MILLER	WILLIAMSON	78734	HJS9636	TX	991
214	SANDERA A WASHINGTON	WILLIAMSON	78641	HJT2490	TX	5256
215	DERRICK PAUL BARBA	HAYS	78620	HKS6138	TX	544
216	KYLE ANDREW SMITH HARRY LEE SMITH	WILLIAMSON	78641	HKS8154	TX	1421
217	MELISSA ANNE TUTOR CHASE DEAN TUTOR	WILLIAMSON	78641	HKT0011	TX	1967
218	ANDREW PETER DE LA ROSA	WHARTON	77437	HLW8117	TX	473
219	VICTORIA LYNN BELL	HAYS	78613	HLZ4675	TX	1124
220	ANDRE LAMONT RIEDL	BELL	76542	HNH9598	TX	1168
221	SANDRA PERKS SKINNER	WILLIAMSON	78731	HNZ0361	TX	5854
222	JORDAN CHRISTIAN LEONARD	WILLIAMSON	78744	HPD2008	TX	335
223	MARSHALL DEAN SHIRLEY	WILLIAMSON	78717	HPD8108	TX	1485
224	PATRICK PHILLIP PERALEZ	HIDALGO	78596	HPG3686	TX	1320
225	SALVADOR NAVA	WILLIAMSON	78641	HPN5706	TX	4692
226	SHAYLA DAWN WILLIAMS	TRAVIS	78653	HRV1043	TX	2294
227	JOHNNIE L WILLIAMS	TRAVIS	78653	HRV1208	TX	1329
228	JOSE GILBERTO MUNOZ JRDEBRA VASQUEZ	TRAVIS	78653	HRV1256	TX	7720
229	GARY LEE FRYEHAROLD YEARWOOD	TRAVIS	78653	HRV4446	TX	1874
230	MICHAEL WAGNER	WILLIAMSON	78641	HRX3880	TX	1008
231	PETER ALEXANDER ARTES	TRAVIS	78660	HSR6303	TX	449
232	EMILY REYNOLDS	BURNET	78642	HSV3890	TX	1556
233	EMILY JOANNA WUTHRICH	TRAVIS	78729	HTL1846	TX	1218
234	BRIANA JOY ZAK	WILLIAMSON	78641	HTL8525	TX	7544
235	AMY LEE SMITH ROBERT SMITH	TRAVIS	78734	HTM6625	TX	9700
236	WINDSOR NURSING & REHAB- DUVAL	VICTORIA	77901	HTN0515	TX	2228
237	EMILY CLAIRE KOCH	DALLAS	78729	HTT3582	TX	1615



CENTRAL TEXAS REGIONAL  
**MOBILITY AUTHORITY**

## CTRMA Prohibited Vehicles

238	DANIEL BROOKS WALSHJANET DE LOS POYOS LAKE	WILLIAMSON	78613	HVC2756	TX	1329
239	KANNIS TY-ANN MILES	TRAVIS	78758	HVC3888	TX	7276
240	MICHAEL MONTGOMERY MOORE	WILLIAMSON	78641	HVC5811	TX	5708
241	BENITO NOEE VAZQUEZ	BASTROP	78653	HWF6746	TX	1154
242	JOSHUA GOODE	WILLIAMSON	78728	HWK1218	TX	5330
243	HKD ENTERPRISES, INC.	TRAVIS	78660	HWV6403	TX	3864
244	HKD ENTERPRISES, INC.	TRAVIS	78660	HWV6404	TX	4108
245	DAMARCUS D HUNT GUNAY BRIGID HOOPER-HUNT	TRAVIS	78641	HWZ9424	TX	6476
246	ANDREA EVERETT SMITH RICHARD LAVERN SMITH	TRAVIS	78653	HXF5113	TX	2206
247	ISABEL FLORES-BALDERAS	BASTROP	78612	HXK7724	TX	3020
248	MARK GIROIR	WILLIAMSON	78758	HYB6587	TX	569
249	JEREMY FERNANDEZ	BELL	76541	HYJ2748	TX	1426
250	GLENN GEYDOS	WILLIAMSON	78641	HYS8599	TX	905
251	RAFAEL PONCE	WILLIAMSON	78613	HZF8049	TX	1095
252	ZSAVAL RHODANNIA WALKER	WILLIAMSON	78641	HZF9677	TX	2031
253	VICTOR JESUS NEVARES JUANITA R NEVARES	WILLIAMSON	78641	ITSF8	TX	4700
254	CIM ENTERPRISES INC	BASTROP	78744	JBG3929	TX	3784
255	BERNABE BULUM POP	TRAVIS	78753	JBM4910	TX	5354
256	LINDA ZOCH MEYER	TRAVIS	78942	JBM8438	TX	1238
257	DEWAYNE BURGESS	CORYELL	76522	JBS4050	TX	3272
258	JUAN DAVIS RODRIGUEZ	TRAVIS	78724	JDJ1994	TX	955
259	BRADLEY J SEIBOLD	TRAVIS	78641	JDK1425	TX	4564
260	ADRIANA G RIBEIRO	JOHNSON	76627	JFH5463	TX	2608
261	DANIELLE RAYE BERRYANN	BASTROP	78621	JGC1174	TX	7090
262	KAREN A NUNEZ ANGEL	BASTROP	78621	JGH2018	TX	2240
263	MACADE C TRIM	WILLIAMSON	78641	JGH2612	TX	1488
264	KRISTY SMITH	WILLIAMSON	78641	JGJ4122	TX	1655
265	RHEAGAN LORENZ	WILLIAMSON	78744	JGL8661	TX	454
266	STEPHANIE BRIANNE WILSON	TRAVIS	78621	JHM7974	TX	1937
267	MIKEL M BROWN	WILLIAMSON	78642	JHM8630	TX	5290
268	NICOLAS BANDO	WILLIAMSON	78681	JHM9104	TX	1661



CENTRAL TEXAS REGIONAL  
**MOBILITY AUTHORITY**

## CTRMA Prohibited Vehicles

269	DEONETTE M GOODSPEED	TRAVIS	78752	JJC4400	TX	331
270	ANITA BROOKS	TRAVIS	78717	JJV1948	TX	393
271	JEFFREY CHARLES TUCKER	WILLIAMSON	78641	JKK6692	TX	834
272	MEGHAN COGBURN	BEXAR	78605	JKV7854	TX	4732
273	CHRISTOPHER ALBERT MORALES	WILLIAMSON	78754	JKV7876	TX	1922
274	RYAN M SULLIVAN	TRAVIS	78728	JKV8982	TX	496
275	KRYSTAL ELAINE SISSON	BELL	78759	JLJ0876	TX	2900
276	JENNIFER LEE HARVEY	WILLIAMSON	78613	JLJ3112	TX	1319
277	JOSE ANTONIO VELAZQUEZ NAVARRO	TRAVIS	78728	JLJ4460	TX	703
278	KAYLA MARIE LANKFORDKASHMIRA PAL SARKARIA	HAYS	78741	JLJ9154	TX	5636
279	ASHLEY NICOLE ALLEN	BASTROP	77801	JLS4536	TX	14103
280	DEBORAH LEWIS	MATAGORDA	76704	JML7442	TX	3716
281	EDDIE CRUZ SERNA	WILLIAMSON	78641	JMR1099	TX	1046
282	JOSE L VIZCALLAANA ELIA BENITEZ	TRAVIS	78723	JMY6497	TX	1520
283	MICHAEL JACQUES FLOWERS	WILLIAMSON	78641	JNS5884	TX	1240
284	ANGELA MCFADDEN	TRAVIS	78653	JPX8421	TX	4613
285	LMS LONESTAR MASONRY AND STONE	WILLIAMSON	78633	JPX9112	TX	855
286	RACHEL SUZETTE ROBBINS	BASTROP	78621	JRC3534	TX	1556
287	KATHERINE LEIGH LAWRENCE	WILLIAMSON	78729	JRC7511	TX	1125
288	BRANDON EUGENE ZOBISCH	WILLIAMSON	78613	JRG1153	TX	1805
289	KARINA CASTELAN	BASTROP	78602	JRG3982	TX	5668
290	BRITTANY NICOLE SANTOS	WILLIAMSON	78641	JRG7031	TX	1830
291	ALAYA SELBY	WILLIAMSON	78613	JRG8146	TX	8268
292	JESSICA RENAE BRADING DELANO DEON CAVENS	WILLIAMSON	78610	JRG8338	TX	1639
293	CLAUDIO SANCHEZ JIMENEZ	TRAVIS	78744	JRG8614	TX	1077
294	SAMANTHA YVONNE FAYSON	BASTROP	78753	JRG9132	TX	1288
295	JAMES ERIC HANSEN	WILLIAMSON	78641	JRH0115	TX	5752
296	CLIFFORD OWEN RODGERSAMANDA KIM KING	CORYELL	76522	JRJ7472	TX	5620
297	VICTORIA NICOLE ROBINSON ALLERICK JONES	WILLIAMSON	78613	JRT5473	TX	1007
298	CORRYN S FLEMING	TRAVIS	78613	JRT9449	TX	6580
299	SEAN VALIGURA	WILLIAMSON	78731	JRV2954	TX	831



CENTRAL TEXAS REGIONAL  
**MOBILITY AUTHORITY**

## CTRMA Prohibited Vehicles

300	REGGIE BAKER	TRAVIS	78768	JRY7155	TX	1602
301	LASEGRICK JOE WILLIAMS	WILLIAMSON	78641	JRZ2055	TX	4272
302	SHANNA M CRITES	WILLIAMSON	78641	JSC2043	TX	1915
303	JULIE LAFLEUR	CORYELL	76522	JSC4734	TX	1413
304	JUSTIN MICHAEL JACKSON	WILLIAMSON	78641	JSK6358	TX	1280
305	JAMIE WAYNE WALLACE	WILLIAMSON	78642	JSK7201	TX	990
306	ROMAN RAMOS JIMENEZJULIO ANTONIO ESPINOZA JIMENEZ	WILLIAMSON	78613	JSK9370	TX	1999
307	FOUR SEASONS LANDSCAPE LLC	WILLIAMSON	78717	JSY8850	TX	588
308	EDWARD GIBSON	WILLIAMSON	78641	JVM7245	TX	2693
309	WENDY MICHELE WINNETT	WILLIAMSON	78641	JVN7508	TX	1221
310	WESLEY SCOTT SMOTHERMAN ASHLEY NICHOLE SMOTHERMAN	BASTROP	78947	JVS8521	TX	1966
311	EDNA THOMPSON JOHNSON	TRAVIS	78660	JWH2855	TX	6776
312	MARGIE LEAN MONTGOMERY	TRAVIS	78653	JWH6690	TX	1066
313	BRENDA LEE RASBERRYTYRONE RASBERRY SR	TRAVIS	78741	JWJ0590	TX	5160
314	JONATHAN SALAZAR	TRAVIS	78626	JWJ7894	TX	1398
315	ANNIE R MUIR	WILLIAMSON	78681	JXD4044	TX	352
316	BRITTANY RENEE MADDUX	WILLIAMSON	78613	JXD5490	TX	768
317	CHASE BARRETT HOLLOWAY	WILLIAMSON	78613	JXD5744	TX	7632
318	WILLIAM STEVES THOMPSON	WILLIAMSON	78613	JXT7848	TX	666
319	CHESLEY JARED SHAPIRO	WILLIAMSON	77018	JXX5563	TX	1912
320	MEGAN RAE FLANARYADAM JAMES KRUSE	WILLIAMSON	78641	JYP9800	TX	20944
321	ANTONE DEON LAWRENCE	TRAVIS	78754	JYV5868	TX	801
322	MICHAEL PAUL STEPHENS	WILLIAMSON	78613	JYV6567	TX	1017
323	DESIRAE LEE MARTINEZ	WILLIAMSON	78660	JYW2124	TX	5788
324	ROSEMARIE CABRERA JASON RENE CABRERA	TRAVIS	78728	JYW2985	TX	351
325	LINDSEY DIANE LYONS	WILLIAMSON	78641	JYY9205	TX	5460
326	MARTIN LEE FARISSKRISTY MEDCALF FARISS	WILLIAMSON	78641	JZW9220	TX	1724
327	GELCO FLEET TRUST (LSR)	HARRIS	59102	K102447	MT	2168
328	TEXAS TRANSEASTERN		72209	K809760	AR	914
329	LAUREN SLATTEN	WILLIAMSON	79705	KBK0635	TX	1592
330	TYRONE DOUGLAS JENKINSSERMALIA LEE PRICE	BELL	76549	KBM6739	TX	5189





CENTRAL TEXAS REGIONAL  
**MOBILITY AUTHORITY**

## CTRMA Prohibited Vehicles

331	DANAE VIGIL	WILLIAMSON	78613	KBM7711	TX	4464
332	RAPHAEL R WILLIAMS	BASTROP	76543	KBS5192	TX	4944
333	MADALENO PEREZ	WILLIAMSON	78613	KBX7676	TX	902
334	ANTIONE LAMONT CURRY	TRAVIS	78653	KBY2251	TX	1590
335	KRISTIN POMALESALBERT A POMALES	WILLIAMSON	78628	KBZ0580	TX	1309
336	CHASTITY SLEVIN	WILLIAMSON	78642	KCC3045	TX	1338
337	LEXIA MERCEDES JONES	WILLIAMSON	78641	KCJ1156	TX	1218
338	CHRISTINE D BONVILLIAN	WILLIAMSON	78641	KCJ1161	TX	1418
339	CAROL RODRIGUEZ	TRAVIS	78746	KCS7719	TX	1376
340	TROY L GERLAND	CORYELL	76522	KDB2905	TX	1731
341	CHASE WILLIAM HOWARD	WILLIAMSON	78641	KDS6124	TX	947
342	CATHY ANN ARMSTRONG	HAYS	78633	KDS6255	TX	1592
343	ERIC GOODMAN	TRAVIS	78704	KDT1230	TX	5780
344	SABRINA MARIE MORALES	TRAVIS	78744	KDT6141	TX	864
345	STEPHEN TODD ROBERTSON	WILLIAMSON	78642	KFT7441	TX	841
346	JAIME RUIZ	RANDALL	79118	KGB5488	TX	1257
347	FELIPE TORRESBLAS HERNANDEZ	WILLIAMSON	78681	KGC2523	TX	4670
348	PATRICK L WHITENATALIE NICOLE WHITE	WILLIAMSON	78642	KGD7732	TX	1037
349	SHARDE NICOLE WILLIAMS STEVEN OLANDORA WILLIAMS JR	WILLIAMSON	78641	KGK6858	TX	6816
350	BRITTANY HASTINGS	WILLIAMSON	78665	KGV4811	TX	8236
351	MARK RYAN BOYD	BURNET	78717	KGW0068	TX	565
352	BROOKE RICHEY	MILAM	76567	KHW7004	TX	1151
353	SCOTT RORY JASPERSON	WILLIAMSON	78646	KHY8913	TX	5892
354	SHASTA HARRISON EDDINGTON	WILLIAMSON	78641	KJD4561	TX	1643
355	DIEDRA ANNE GODINES VALENTIN J HERNANDEZ III	BASTROP	78660	KJD6332	TX	7952
356	SHAKIRA JAMILAH PUMPHERY	TRAVIS	78735	KJD8416	TX	1709
357	CHAD M LINDSEY	WILLIAMSON	78641	KJD9954	TX	1589
358	AMANDA SANSOM	WILLIAMSON	78641	KJF8691	TX	1240
359	STEPHANIE P SCHULZE	WILLIAMSON	78613	KKB8208	TX	3160
360	LISA KAYE HOVEY	WILLIAMSON	78613	KKB8256	TX	943
361	KEANNA GHERMANE MOORE	BASTROP	78621	KKC1485	TX	1087



CENTRAL TEXAS REGIONAL  
**MOBILITY AUTHORITY**

## CTRMA Prohibited Vehicles

362	NAZARIO DELGADO AGUSTINA DELGADO	TRAVIS	78653	KLB0158	TX	1639
363	JANIE POOL	TRAVIS	78753	KLF7897	TX	5184
364	SUE ELLEN LOPEZ	TRAVIS	78741	KLG0172	TX	1133
365	VICKIE MARIE GOMEZ	BASTROP	78621	KLG6324	TX	4388
366	JUAN FRANCISCO RODAS-CEDILLOS	TRAVIS	78617	KLG7673	TX	4296
367	MANUEL TORRES	WILLIAMSON	78642	KLG8216	TX	1763
368	NOOH GAZDER	TRAVIS	78653	KLG9481	TX	2057
369	JONATHAN NEALY MATOCHA	WILLIAMSON	78613	KLH1252	TX	10584
370	PACO DE LEON	TRAVIS	78759	KLJ0753	TX	785
371	PHILLIP EDWARD SAENZKELLY ANN SAENZ	WILLIAMSON	78613	KLM1279	TX	1155
372	KENNETH D ALIYAS-KEESLINGTIMOTHY DALE KEESLING	WILLIAMSON	78613	KLV3511	TX	1472
373	TOMMY JOE COOGLER	BURNET	78641	KLV7071	TX	3332
374	ROBERT G HARRIS	TRAVIS	78653	KLX9405	TX	1683
375	JENNA RENEE KING	WILLIAMSON	78641	KNB8839	TX	4817
376	RANDY LOREDO RODRIGUEZ LAURA PEREZ	TRAVIS	78753	KNN3143	TX	8812
377	KATEMCY LEE GOLDFARB	WILLIAMSON	78634	KNN6024	TX	1101
378	ADIEL OCAMPO LOPEZ	BASTROP	78612	KNP4133	TX	1750
379	RACHEL JOHNSON	WILLIAMSON	78645	KNT1110	TX	5300
380	JOE MELVIN WILLIAMS JR	BASTROP	78602	KNT4764	TX	1676
381	TALITHA IRENE SEARCY	WILLIAMSON	78641	KNZ2287	TX	1772
382	MICHAEL LAWRANCE JAMES	WILLIAMSON	78613	KNZ4256	TX	912
383	TABITHA MARIE MARQUEZ	WILLIAMSON	78641	KNZ5106	TX	1166
384	DUSTIN MICHAEL CRISSEYKARINA RENA PARLATO	TRAVIS	78641	KNZ5632	TX	1634
385	JOSEPH BUDDY TAITO	WILLIAMSON	78641	KPR8750	TX	7553
386	TIMOTHY JACK JETER	WILLIAMSON	76310	KPT7127	TX	4896
387	MARCIA D WILLIAMS	WILLIAMSON	78613	KPW3587	TX	2262
388	JEFFERY KYLE JOHNSTON	BURNET	78611	KPZ7816	TX	1204
389	JEJUAN JOHNSON BENETHA T HUTCHINSON	BELL	76541	KRF3510	TX	1243
390	LAURA IDALIA CAMPOS	TRAVIS	78653	KSC7555	TX	1214
391	ROY GARDNER JRTAWANA DENISE GARDNER	TRAVIS	78723	KSC9589	TX	5184
392	BRIENN MARIE LASLEY	WILLIAMSON	76522	KSD6819	TX	4293



CENTRAL TEXAS REGIONAL  
**MOBILITY AUTHORITY**

## CTRMA Prohibited Vehicles

393	CARLA CHATMON	TRAVIS	78617	KSD7187	TX	1887
394	GALEN K WASEM	WILLIAMSON	78717	KSD8971	TX	14634
395	MARTINA MORALESCRISTIAN CARRASQUILLO-MORALES	WILLIAMSON	78613	KSF0048	TX	1609
396	CHARLES WEYERMAN	WILLIAMSON	78641	KSR6007	TX	751
397	MILLICENT NICOLE SMITH	WILLIAMSON	78634	KSR6012	TX	667
398	RONALD WILLIAM TAYLOR IIVERONICA GONALES TAYLOR	WILLIAMSON	78642	KSS1148	TX	1081
399	DANIEL JIMENEZ	BASTROP	78602	KSS2094	TX	2562
400	JASON LLOYD SANDERS	WILLIAMSON	78641	KSV0376	TX	1232
401	JOHNDUKE MERILL PIERCE	TRAVIS	78759	KSV0419	TX	1428
402	MERCEDES EAKIN	WILLIAMSON	78641	KSV0715	TX	1674
403	SERMALIA LEE PRICE	BELL	76542	KTR3297	TX	5244
404	DAVID PUNNEOROBIN PUNNEO	LLANO	78672	KTR5318	TX	893
405	DOLORES MAXINE LOVECIERA NICOLE CRABTREE	WILLIAMSON	78641	KTS7260	TX	1482
406	PEDRO NAZARIO DELGADO III	TRAVIS	78613	KVG0293	TX	965
407	KAREN PATTERSON GUERRA	HAYS	78640	KVL5364	TX	1138
408	DERRY HENDERSON CANNON	WILLIAMSON	78641	KVL6169	TX	7164
409	ALMA INES CASTELLANOS	TRAVIS	78653	KVL6251	TX	9404
410	STEPHEN SANCHEZ	TRAVIS	78660	KVM7282	TX	1554
411	ANDRES LOPEZ	TRAVIS	78744	KVM7325	TX	1146
412	JESSE JOE HERNANDEZAMELIA MELGOZA	HAYS	78640	KVM8111	TX	1803
413	ROY LEE JONES JR	BELL	78753	KVM8229	TX	1215
414	KELLY YOHANA MEZA BENJAMIN REALZOLA-CALDERON	WILLIAMSON	78641	KVM8386	TX	5869
415	TOBIN RIFE	TRAVIS	78653	KVM8495	TX	2949
416	ROBERT E LEE	WILLIAMSON	78641	KVP4035	TX	881
417	KRISTYN JOY MASSEY	WILLIAMSON	78613	KVP7805	TX	5038
418	HOPE ELLIOTT NICKOLSONCONSTANCE BURNS NICKOLSON	BELL	76542	KVR1526	TX	6732
419	ROBERT ALLEN RAY	TRAVIS	78664	KVS1375	TX	994
420	DAVID LEE ANNESS	BURNET	78605	KVS3889	TX	14805
421	SERGIO VARGAS	WILLIAMSON	76549	KVV7262	TX	10260
422	DOROTHY VAN DREWRY ANGELITA JOSEE SCHOENEWOLF	MATAGORDA	76706	KVX5313	TX	1692
423	MARCO ANTONIO RODRIGUEZ JR MARCO ANTONIO RODRIGUEZ	WILLIAMSON	78641	KXD1859	TX	1503



CENTRAL TEXAS REGIONAL  
**MOBILITY AUTHORITY**

## CTRMA Prohibited Vehicles

424	ILIANA MARIE MOJICA LARA	CORYELL	76522	KXD3144	TX	1715
425	NORMA TAVERA MACEDOJOSE MARTIN MORALES MORALES	WILLIAMSON	78613	KXD5844	TX	2321
426	RAENESHA JANEIL JACKSON	BASTROP	78621	KXX2107	TX	7180
427	TASHA DAWN GLASSCOCKMICHAEL ANDREW GLASSCOCK	WILLIAMSON	78613	KYD1196	TX	1522
428	MELISSA MARIE WATTS	WILLIAMSON	78613	KYD1547	TX	1954
429	MARTIN DAVILANORMA PEREZ DAVILA	WILLIAMSON	78664	KYD2949	TX	5696
430	GINO CUSSIMANIO	WILLIAMSON	78641	KYD4535	TX	2128
431	JOSHUA SOTO LUNA	WILLIAMSON	78660	KYD8764	TX	5760
432	KENNETH WAYNE MARTIN JR	BEXAR	78725	KYG2127	TX	5880
433	SHARON LEIGH MOORE	DALLAS	78681	KYJ1202	TX	6988
434	SARAH ELIZABETH DAVIS	WILLIAMSON	78642	KYT5860	TX	1313
435	EDWARD FLORES JR	WILLIAMSON	78641	KYT6784	TX	1712
436	CASEY J GREENWAY	TRAVIS	78754	KYV2982	TX	7100
437	BRIANNA RENAE BRIDGIES	TRAVIS	78717	KYV5350	TX	1646
438	JOHNNY LOUIS MARRIE JR	LAMPASAS	76539	KYV6899	TX	1317
439	TIFFANY LYNN SCHMITTJONATHAN RAY SAULS	TRAVIS	78653	KYV8922	TX	1786
440	LINDSAY ANN WORTH	TRAVIS	78747	KZB2169	TX	3487
441	JOHNATHON CASIA FRANK	WILLIAMSON	78641	KZZ5582	TX	1087
442	LAWRENCE EDWARDS MADSEN HOOVER	WILLIAMSON	78641	LBB7320	TX	1965
443	NUBIA YANETH GUEVARA MARTINEZ	WILLIAMSON	78641	LBK9065	TX	940
444	KELVIN BERNARD ALSTON II	TRAVIS	78759	LBT5433	TX	17792
445	TAURETT ALLEGRA LAWS-PHILLIPS	WILLIAMSON	78717	LBT7399	TX	13707
446	AMBER YVETTE SOSA-BASS	WILLIAMSON	78641	LBV7989	TX	6209
447	KEITHA GARVIN	WILLIAMSON	78613	LBV9390	TX	1153
448	JOSETTA M EDWARDS	BASTROP	78621	LBW3480	TX	2049
449	CORI LEIGH HOLMES MEGAN NICOLE STANTLIFF	WILLIAMSON	78641	LCC2626	TX	2159
450	NATHAN JAMES SCHWERTNER	WILLIAMSON	78641	LCD2615	TX	1758
451	REGINA JEANNE LINZER	WILLIAMSON	78641	LCG6052	TX	1513
452	CHARLES COLBY POWELL AMANDA YVONNE WILSON	BURNET	78605	LCG6972	TX	1667
453	JONATHAN PAUL BLAIRSUZANNE RENE MURRAY	BURNET	78608	LCG7175	TX	1204
454	DEAUDRA JANIESE ANSLEY	TRAVIS	78653	LCV2594	TX	4780



CENTRAL TEXAS REGIONAL  
**MOBILITY AUTHORITY**

## CTRMA Prohibited Vehicles

455	SAMANTHA ANNE COOK	WILLIAMSON	78729	LCX6623	TX	403
456	CHRISTYN LYN THOMPSON	WILLIAMSON	78641	LCX6791	TX	1460
457	MARK ALAN MILLER	WILLIAMSON	78642	LCX9360	TX	4647
458	CODY DALE HOLLOWAY	TRAVIS	78645	LCY0214	TX	1980
459	DEVIN JAMES PERRY	TRAVIS	78112	LCZ2142	TX	5476
460	MANUEL SILVA JR	TRAVIS	78621	LDB5872	TX	1241
461	CHERYL POWELL	WILLIAMSON	78641	LDD1587	TX	956
462	CHRISTOPHER ERIC MORENO	TRAVIS	78749	LDD2467	TX	6304
463	BRALYN EUGENE MANOR	TRAVIS	78753	LDY0895	TX	1757
464	BENAIHAH LINZER	WILLIAMSON	78613	LDY4153	TX	648
465	TRAVIS RAY SCOTT	WILLIAMSON	78653	LDY5076	TX	828
466	CHARLES JOHN DIMARCO	WILLIAMSON	78641	LDY5870	TX	8036
467	CHRISTIAN ANTHONY PEREZ	TRAVIS	78653	LDY6192	TX	1744
468	JONATHAN MICHAEL GALLOT	TRAVIS	78653	LDY7096	TX	2563
469	RUTH XIOMARA ABREU SANCHEZFABIAN M LOZANO	TRAVIS	78653	LDY7323	TX	6200
470	MEGAN SUSANN MCKISSICK	TRAVIS	78728	LDY7468	TX	1772
471	ALEXANDER STEPHEN SHERRY	HAYS	78610	LDY9317	TX	4344
472	DONNA MARIE MATHER	WILLIAMSON	78641	LDZ3120	TX	1731
473	BRANDI NICOLE NELSON	TRAVIS	78729	LDZ3896	TX	1992
474	HATTIE BRUNKS MARTIN LUKE DUNCAN MODDIE	NUECES	78380	LDZ3902	TX	1397
475	CANDACE LINETTE BLAYLARK	TRAVIS	78653	LDZ5518	TX	8984
476	SANTIAGO ABEL LEDESMA	TRAVIS	78617	LEDESMA	TX	1827
477	MONICA VALDEZ	TRAVIS	78621	LFC2884	TX	9460
478	CLIFFORD KEITH PAULEY JR	CORYELL	76522	LFK1184	TX	1709
479	TUESDAY EVETTE THOMAS	HARRIS	78602	LFL9561	TX	1563
480	JASON JUSTIN COLEMAN	TRAVIS	78750	LFP9721	TX	1356
481	EMONEA IVORYANA CURRY DI'RECE OZYON DAVISON	BELL	76549	LFS0446	TX	1342
482	DARRELL ALLEN MCGILL	BURNET	78605	LFT3770	TX	1297
483	SHANNON ELIZABETH GREEN	TRAVIS	78739	LGH2834	TX	1052
484	ASHLEY MICHELLE GILLAND	WILLIAMSON	76527	LGT1691	TX	1235
485	BRANDON LEE ZEEK	TRAVIS	78660	LGT3358	TX	1584



## CTRMA Prohibited Vehicles

486	KENAVON TRAMAYNE CARTER	TRAVIS	78749	LGT4060	TX	1484
487	JAVIER OCHOA	BASTROP	78621	LGV1095	TX	1216
488	ASCANIO REYES	WILLIAMSON	76511	LGV1577	TX	726
489	VALERIE SANCHEZ ISAIGHA PARAMORE	WILLIAMSON	78641	LGV3044	TX	1523
490	FRANCISCO GARCIA CARINA LADINOS	BASTROP	78621	LGV4532	TX	1700
491	GEORGE MELVIN CURRY JR	BASTROP	78621	LGV4655	TX	1884
492	MICHAEL HANBERRY TYLER HANBERRY	TRAVIS	78746	LGV4820	TX	1420
493	JEREMY DOKES	TRAVIS	78724	LGX3607	TX	2625
494	TIFFANY ELAINE HASTON	WILLIAMSON	78641	LHF2911	TX	1539
495	RATSAMY MUONGCHANH	TRAVIS	78759	LHF2951	TX	6300
496	JOHN JEREMIAH SELLERS TOSALYN GENAY SELLERS	WILLIAMSON	78641	LHF3689	TX	5397
497	STEVEN ROBERT BECKWITH	TRAVIS	78641	LHF5876	TX	1593
498	MICHAEL DEAN HENSON	WILLIAMSON	78641	LHF6386	TX	1253
499	MAYRA JAIMES RODRIGO DOMINGO GARCIA	HAYS	78602	LHG6623	TX	1631
500	NORMA LINDA IVARRA MARTINEZ	WILLIAMSON	78642	LHG8314	TX	8884
501	JON LOCKHART HEATHER SEELEY	WILLIAMSON	78634	LHS5206	TX	1577
502	BEAU ADAM LESAR	WILLIAMSON	78641	LHS6880	TX	1647
503	YOLANDA REYNOSO PEREZ	TRAVIS	78752	LHT4001	TX	2661
504	ALASTAIR BARRETT WHITMAN	MATAGORDA	76640	LJG4596	TX	1253
505	JOANNA RENEE REYES RUBEN REYES FLORES	WILLIAMSON	78641	LJJ3475	TX	5908
506	STEVEN ZAVALA	HARRIS	78641	LJN8273	TX	1527
507	ALEXENDRA DIAZ MARIA CONCEPCION DIAZ	WILLIAMSON	78641	LJZ1967	TX	1295
508	SARA MICHELLE ONEIL AUDREY MORIE ONEIL	LLANO	78639	LKB3329	TX	1429
509	RAMIRO J ALVARADO	WILLIAMSON	78641	LKB3605	TX	1228
510	SANDRA J HANEY	TRAVIS	78621	LKB4880	TX	1267
511	SHELBY SUE PUCKETT	WILLIAMSON	78641	LKD8534	TX	6032
512	DINO LEWIS MORGAN	WILLIAMSON	78641	LKD8864	TX	1399
513	ASHLEY ELIZABETH FOLTZ	TRAVIS	78728	LKF0004	TX	408
514	PAUL JOON LEE	WILLIAMSON	78613	LKF1160	TX	1311
515	JOSEPH PAUL VILLARREAL	TRAVIS	78744	LKF1274	TX	1645
516	CHRISTOPHER L MARTIN	WILLIAMSON	78641	LLN1773	TX	1291



CENTRAL TEXAS REGIONAL  
**MOBILITY AUTHORITY**

## CTRMA Prohibited Vehicles

517	TERA LYN LATOUF	WILLIAMSON	78613	LLW6333	TX	4752
518	MICHAEL JASON FALLONZABELLE ANNE KONYALIAN	WILLIAMSON	78641	LLY6240	TX	5426
519	BETHANY LEANNE MORELAND	TRAVIS	78645	LLY7982	TX	1446
520	CEDRIC L VICTORIAN	WILLIAMSON	78613	LMH4404	TX	4740
521	ELI D ROJAS	WILLIAMSON	78641	LMH5592	TX	1627
522	STEPHANIE GUERRA	TRAVIS	78617	LMH8023	TX	8516
523	TRISHA ANN AVILA	WILLIAMSON	78613	LMJ3749	TX	1726
524	LYNDA CHARISSE SIMPSON	WILLIAMSON	78641	LMJ5913	TX	3280
525	JASLYN DENE BROOKS	WARD	78754	LMJ5930	TX	1271
526	JUAN DEDIOS NAVARRO BELINDA DELCARMEN NAVARRO	TRAVIS	78653	LMJ6650	TX	2100
527	ANGELICA MARIA LONGORIA	MONTGOMERY	76543	LMJ9634	TX	1781
528	STACI RENEE MCCOY	CORYELL	76522	LMK1826	TX	1294
529	SHANE ELLIOT RAMEY	BURNET	78617	LML8225	TX	4608
530	HOLLY MARIE DAVIS	BASTROP	78621	LML8349	TX	573
531	STEPHEN RAY DAVIS	BURNET	78654	LMN5860	TX	998
532	KELSEY PAIGE WOODS	BELL	78613	LMP6981	TX	745
533	JOEL ROBERT KOSTER	WILLIAMSON	78613	LMP7876	TX	1488
534	DEBORAH MICHELLE MCCORMICK	TRAVIS	78660	LMY6680	TX	1138
535	RYAN CANTU	WILLIAMSON	78641	LNC9118	TX	1480
536	JERRY DE WAYNE MANAS STACY GAIL MANAS	WILLIAMSON	78613	LNC9864	TX	1316
537	MATTHEW MICHAEL KEMPS	HAYS	78735	LNK1154	TX	1614
538	ANGELICA LEHOMA RILEY	TRAVIS	78741	LNK3443	TX	2282
539	TANYA MARIE PEARSON	TRAVIS	78723	LNK5040	TX	7472
540	SULLYMAR TORRES CABELLO	WILLIAMSON	78641	LNK7533	TX	440
541	SHANDRA ELECA NORMAN	HAYS	78717	LNK8023	TX	395
542	KARA ANNE PERONI	WILLIAMSON	78641	LNK9163	TX	1200
543	MARISA SANDOVAL ARNOLDO SANDOVAL	WILLIAMSON	78610	LNS0418	TX	5428
544	NOE RAMIREZ III	WILLIAMSON	78613	LNT2406	TX	1732
545	JACQUELINE ANN CAPISTRAN	TRAVIS	78750	LNT3548	TX	19125
546	CHRISTIAN FORISTE REED	TRAVIS	76502	LNV6895	TX	5607
547	HANNAH ELIZABETH FARROW	WILLIAMSON	78641	LNW2494	TX	4004



CENTRAL TEXAS REGIONAL  
**MOBILITY AUTHORITY**

## CTRMA Prohibited Vehicles

548	IRVING DANIEL MONROY ALCIBAR	TRAVIS	78660	LNW3729	TX	746
549	SHERRY MONIQUE BEDAR	WILLIAMSON	78641	LNW3746	TX	7744
550	BRENNA RENAE GONZALEZ	TRAVIS	78728	LPM9105	TX	645
551	MOSES SELVERAREBECCA LYNN SELVERA	TRAVIS	78653	LRD3750	TX	1689
552	DANIEL LEE HERNANDEZ	WILLIAMSON	78634	LRD3800	TX	1354
553	ISAIAS RODRIGUEZ SASHA GARCIA	WILLIAMSON	78641	LRH2722	TX	1632
554	BRESHAY NICOLE BRIGHT	TRAVIS	78753	LRH6306	TX	2800
555	QUAILIN TERRANCE STAFFORD	TRAVIS	78653	LRH7297	TX	2554
556	THOMAS ALLEN PALACIOS	WILLIAMSON	78613	LRH9214	TX	5496
557	SONYA RENEE JONES HORACE LEE JONES	TRAVIS	78617	LRJ2657	TX	1666
558	CAROL TREJO BROWN	TRAVIS	78653	LRJ3579	TX	2290
559	KARI HOISINGTON	TRAVIS	78641	LRJ6198	TX	2195
560	MEGAN MARIE HERRERA CASEY SIMMONS SIMMONS	TRAVIS	78641	LRW9201	TX	1724
561	MICHAEL HAROLD DEARADELA NINO-COCHRUN	WILLIAMSON	78641	LRW9211	TX	1777
562	JUSTIN LE DILLEY	WILLIAMSON	78613	LSB1246	TX	1688
563	MELINDA MALDONADO	WILLIAMSON	78642	LSB1407	TX	1397
564	EDWARD GIBSON	WILLIAMSON	78641	LSB1868	TX	5228
565	DIANE MACDONALD	TRAVIS	78641	LSB1985	TX	1223
566	STEVEN DALE BOYER	BURNET	78605	LSB2154	TX	1728
567	MARTHA GALE HUNT	TRAVIS	78653	LSB2586	TX	11596
568	STEPHRON TYRELLE FOSTER	TRAVIS	78723	LSH9248	TX	2581
569	CEEGAN JACOB COVEY	WILLIAMSON	78613	LSH9857	TX	8688
570	WENDY COCHRAN	WILLIAMSON	78645	LSJ0243	TX	1219
571	SHAWN ROBERT SANFORD	TRAVIS	78642	LTY5853	TX	5212
572	JULIAN H CAPPS III	TRAVIS	78737	LVG064	TX	565
573	PATRICK DWAYNE MADISON	TRAVIS	78653	LVK4754	TX	2044
574	MICHAEL RUIZ	TRAVIS	78738	LVK6080	TX	1172
575	RAYMOND EUGENE MCFADDEN	TRAVIS	78723	LVK6481	TX	1623
576	MEGAN I LAWHONLEE AURTHOR LAWHON	WILLIAMSON	78642	LVK8136	TX	1187
577	DONALD RAY MOORE JRJOSIE SALAZAR	WILLIAMSON	78628	LVK8364	TX	1320
578	ZENETRA RENE ANDERSON	WILLIAMSON	78726	LVK8482	TX	2037





CENTRAL TEXAS REGIONAL  
**MOBILITY AUTHORITY**

## CTRMA Prohibited Vehicles

579	FRANK PHILLIP MARTINEZ	TRAVIS	78613	LVK9043	TX	7866
580	KATYEONSHA UNIQUE WILLIAMS	TRAVIS	78724	LVK9855	TX	3068
581	JENNIFER N JACKSONRUQUAYYA N THOMSPON	TRAVIS	78653	LVL0705	TX	2240
582	KATHERINE KARP MUDGE	WILLIAMSON	78665	LVL2657	TX	964
583	MIZZELLA CAMILLE YOUNG	WILLIAMSON	78646	LVL2711	TX	1320
584	VERONICA LEONOR NIPPERTBRACK WAYNE NIPPERT	WILLIAMSON	78613	LVL4096	TX	1891
585	ERIKA GUADALUPE TREVINO	TRAVIS	78752	LVL5750	TX	1194
586	CRYSTAL M BOSTICK	TRAVIS	78724	LVL8543	TX	7676
587	BRITTANY SKYLER ZIMMERMAN	WILLIAMSON	78641	LVM0076	TX	1410
588	ANDREA ALLISON	WILLIAMSON	78641	LVM0453	TX	1826
589	MARIVEL YECICA LOPEZ	TRAVIS	78723	LVM2339	TX	1174
590	ANNE SOPHIA JOSEPH YVON JOSEPH	WILLIAMSON	78641	LVN5350	TX	1960
591	ANGEL DAVID PEREZ MORALES	WILLIAMSON	78641	LVN5396	TX	1287
592	CHRIS ALAN MAXWELL	WILLIAMSON	78641	LVN6404	TX	5860
593	KAREN GAYLE RICHARD	WILLIAMSON	78642	LVN6970	TX	1771
594	TARA DAWN RICHARDS PAMELA ANN RICHARDS	WILLIAMSON	78641	LVN7077	TX	1601
595	ANGELA SEPEDA	WILLIAMSON	78613	LVZ6739	TX	839
596	LOGAN MASON PENBERG	WILLIAMSON	78641	LVZ6891	TX	2211
597	LYSSA ARLENE SEES	WILLIAMSON	78642	LVZ7110	TX	783
598	STUART LAING HINCKLEY	CALDWELL	78644	LWN2656	TX	6424
599	JENNIFER STEWART	TRAVIS	78653	LWN3008	TX	1940
600	HAROLD PRESTON EUGENE GREEN	TRAVIS	78660	LWN3062	TX	1340
601	BRANDON LAMONT BOONE	TRAVIS	78724	LXD5503	TX	1438
602	ERIC MORALES SANCHEZ	TRAVIS	78758	LXF1260	TX	1267
603	JALEXIS D ARCE	BASTROP	78621	LXF2696	TX	1697
604	MARY VIRGINIA HARDING RICHARD L ENNIS	WILLIAMSON	78641	LXF6900	TX	1641
605	ARTAVIS LEE SHACKLES	CORYELL	76522	LXF9143	TX	1507
606	SHAWN BERNARD MURPHY	WILLIAMSON	78641	LXG0248	TX	1295
607	RAY CHARLES GADLIN	BELL	76541	LXJ5707	TX	2063
608	OLIVIA MARINA GUERRERO	WILLIAMSON	78613	LXT1847	TX	6488
609	AVERY LEXANN RICHARDSON	TRAVIS	78653	LXT1885	TX	2786



CENTRAL TEXAS REGIONAL  
**MOBILITY AUTHORITY**

## CTRMA Prohibited Vehicles

610	AMY BIGLEY HURST	WILLIAMSON	78615	LXT4369	TX	2049
611	LEAH MARIE NAVARRO	TRAVIS	78745	LXX3840	TX	170
612	NAVADA ANTOINE TAYLOR	WILLIAMSON	78613	LXY9389	TX	1362
613	SHONATE MESHAUN ARMSTRONG	TRAVIS	78725	LYC3986	TX	8028
614	PHILLIP RAY GARDNER	FORT BEND	77545	LYG6541	TX	1151
615	LOGAN ALLAN RAMBO	TRAVIS	78653	LYR5283	TX	674
616	WALTER GOFF	WILLIAMSON	78641	LYR5645	TX	1882
617	ISAAC VILLARREAL	WILLIAMSON	78641	LZP0786	TX	2218
618	MARC ANTHONY MEDRANO	TRAVIS	78641	LZP3755	TX	1332
619	TERRANCE EUGENE WOODS JRRACHEL LYNNE SNOWDEN	TRAVIS	78653	LZP3769	TX	2327
620	GLENDA RETTA MITCHELL	TRAVIS	78653	LZP3916	TX	1715
621	SCOTT ALLEN MCGLAUCHLEN	TRAVIS	78653	LZR1604	TX	2639
622	HANNAH JOY DELLINGER FRANK PHILIP PICCIONE	WILLIAMSON	78641	LZR2804	TX	1249
623	JESSICA PARTIA MICKELSON	WILLIAMSON	78613	LZR6127	TX	12042
624	CRYSTAL VILLANUEVA WILLIAMS	WILLIAMSON	78641	LZR6287	TX	1214
625	CUTTER CHYENE PACK ERIN MARIE PACK	BASTROP	78621	LZR8238	TX	7432
626	CORDERROL DWAYNE LEWIS	WILLIAMSON	78641	MBC9519	TX	1868
627	ALISHIA RENEE REYNAAMANDA BIANCA REYNA	TRAVIS	78727	MBS9098	TX	5652
628	RICKY QUALLS JR	HARRIS	77093	MCB9960	TX	1191
629	JAMES MATTHEW ELLISON	WILLIAMSON	78641	MCH1153	TX	1619
630	ALEXIS VICTORIA WAGNERKENNETH ALAN WAGNER	WILLIAMSON	78641	MCH7088	TX	1262
631	STEPHANIE MICHELLE ROBLEDO	BASTROP	78957	MCH8964	TX	1001
632	JEFFREY GUILFOYLE	TRAVIS	78750	MCJ5658	TX	5204
633	TREY ANTHONY MEZA	BASTROP	78621	MCJ7285	TX	1953
634	YURI I GONZALEZ GABRIELA CHIMAN-GONZALEZ	TRAVIS	78653	MCJ8168	TX	2316
635	JAMES E MORRIS AIMEE MORRIS	WILLIAMSON	78613	MCX6617	TX	6328
636	RAVEN LEE SCALIA	WILLIAMSON	78641	MCX8254	TX	2149
637	DAVID ALEXANDER SALMONS	BASTROP	78621	MDH5324	TX	8220
638	DANIEL P TOLLIVER	WILLIAMSON	78641	MGY3576	TX	1927
639	ANTHONY SCOTT NEELY	WILLIAMSON	78642	MGY6343	TX	4372
640	TOLBERT SHAWN PATTERSON	WILLIAMSON	78613	MGY8486	TX	5080



CENTRAL TEXAS REGIONAL  
**MOBILITY AUTHORITY**

## CTRMA Prohibited Vehicles

641	SCOTT DAVID MARSHALL	WILLIAMSON	78641	MGY9009	TX	850
642	PROGRESSIVE CASUALTY INSURANCECOMPANY 194156455/418	CALDWELL	78616	MHB7526	TX	971
643	SHONTECE STAFFORD	BELL	76542	MHB9048	TX	1540
644	GERALD MAX SEIM JUDY ANN SEIM	HAYS	78666	MHC2507	TX	1625
645	JEYLA PATRICE GOODMAN	TRAVIS	78653	MHD0426	TX	2483
646	MARK ANTHONY SANCHEZAPRIL FLORES	TRAVIS	78741	MHD1305	TX	2064
647	JIMMY LIMON JR	WILLIAMSON	78642	MJW0164	TX	1512
648	RAYMOND JOSEPH STEINBERG JR	WILLIAMSON	78641	MKD7722	TX	1821
649	TORI ASHTON COVEY	WILLIAMSON	78613	MKD8404	TX	17451
650	MARY STAGG BOCKNITEALLAN EDWIN BOCKNITE II	BROWN	76801	MKD9877	TX	1096
651	JORDAN TAYLOR FLEMING	WILLIAMSON	78641	MKG1583	TX	1392
652	ALAN Y ENRIQUEZ	TRAVIS	78724	MKV5276	TX	1947
653	DAVID ROBLESROSE ANN GUTIERREZ	WILLIAMSON	78641	MKV6959	TX	5344
654	MICHAEL PATRICK WINTERS	WILLIAMSON	78641	MKW0407	TX	2001
655	BILLIE ALGEREE NICOLE HOWELL	TRAVIS	78724	MKW3191	TX	2071
656	CHARLES RUSSELL	WILLIAMSON	78641	MKW7457	TX	5660
657	HECTOR MANUEL MESTA GARCIA	WILLIAMSON	76574	MKW8535	TX	1198
658	JOHN HENRY BRANCH III	WILLIAMSON	78645	MLP6938	TX	6430
659	ANTHONY JOHN TURRELL JR	BELL	76548	MMH4729	TX	1244
660	FRANCISCO JAVIER MARTINEZ	BASTROP	78617	MMX1615	TX	2176
661	CHRISTOPHER LEE HARDMAN	WILLIAMSON	78641	MMY2595	TX	1801
662	ANDREA RUTH BROWN	HAYS	78610	MMY3794	TX	1700
663	STEVEN GEORGE JENNER	WILLIAMSON	78642	MMY4086	TX	1973
664	HARKER JESUS SHORTER JR	BURNET	78605	MMZ0653	TX	1295
665	CATHERINE POWELL	TRAVIS	78660	MMZ3484	TX	883
666	LORNE EUGENE MAGILL	TRAVIS	78725	MND1873	TX	2273
667	SAMUAL J SUTTON JRLAKESHA ANTWQUENETTE SUTTON	TRAVIS	78759	MND3550	TX	9744
668	JACOB ALEXANDER CONTRERAS	WILLIAMSON	78726	MND5079	TX	4904
669	CHELSEA REYES	TRAVIS	78660	MNM3822	TX	1361
670	TIMOTHY DALE WILLIAMS	WILLIAMSON	78641	MNP4065	TX	1476
671	LUIS ALFONSO GARCIA	WILLIAMSON	78641	MNP4710	TX	1873



CENTRAL TEXAS REGIONAL  
**MOBILITY AUTHORITY**

## CTRMA Prohibited Vehicles

672	AARON ANDREW WEBB JR	TRAVIS	78724	MNY9412	TX	2211
673	AMANDA FLORES	HAYS	78666	MNZ9937	TX	16074
674	WILLIAM TYLER NAGASE	BASTROP	78650	MPJ0823	TX	1637
675	CASEY WILLIAM DITTMAN	WILLIAMSON	78641	MRD0129	TX	1670
676	ABIGAEL ADAMS SIMLICK	WILLIAMSON	78641	MRD0276	TX	717
677	REBECA LUCIO	WILLIAMSON	78641	MRF9015	TX	1940
678	NICOLE BRITTANY MONROY	WILLIAMSON	78642	MRG3022	TX	1626
679	TYLER RAY GARRETT	WILLIAMSON	78642	MSD2350	TX	818
680	KARON DENISE WILLIAM	TRAVIS	78621	MSD2876	TX	1137
681	KATRINA L TOWNSEND	TRAVIS	78653	MSD7067	TX	1215
682	WILLIAM ALFRED WRIGHT	WILLIAMSON	78613	MSF4972	TX	9304
683	JOHEL FRANCISCO TRIGUEROS	TRAVIS	78704	MTY1482	TX	2342
684	TEXAS STATE UTILITIES INC	TARRANT	76140	MVZ9977	TX	750
685	RICKY LEON DEAL	TRAVIS	78653	MWV0666	TX	2761
686	CHRISTOPHER J JEWETT	WILLIAMSON	78634	MWW3112	TX	1603
687	LIZA MARIE BARBOSA	WILLIAMSON	78642	MXP3884	TX	1711
688	MARVIN CRAIGE IVEY JR	TRAVIS	78723	MXY2159	TX	1900
689	BRYAN NEAL GARLAND	WILLIAMSON	78641	MYB7499	TX	1211
690	DAVID MILTON KURZ	TRAVIS	78759	MYR7312	TX	1136
691	RAMIREZ HAULING INC	HARRIS	78641	NBB5802	TX	806
692	ZEKIA YASMIN FENNELL	TRAVIS	78653	NCD9826	TX	1328
693	MARISA CHRISTINA RISELING KYLE MONROE RISELING	WILLIAMSON	78641	PWNYOU	TX	6964
694	KEVIN MICHAEL WELLING	WILLIAMSON	78641	UTCS10	TX	1613
695	REBECCA COLEMAN	WILLIAMSON	78732	WNDWUMN	TX	1739

**MEETING OF THE BOARD OF DIRECTORS  
OF THE  
CENTRAL TEXAS REGIONAL MOBILITY AUTHORITY**

**RESOLUTION NO. 21-003**

**ACCEPT THE FINANCIAL STATEMENTS FOR  
NOVEMBER 2020 AND DECEMBER 2020**

WHEREAS, the Central Texas Regional Mobility Authority (Mobility Authority) is empowered to procure such goods and services as it deems necessary to assist with its operations and to study and develop potential transportation projects, and is responsible to insure accurate financial records are maintained using sound and acceptable financial practices; and

WHEREAS, close scrutiny of the Mobility Authority's expenditures for goods and services, including those related to project development, as well as close scrutiny of the Mobility Authority's financial condition and records is the responsibility of the Board and its designees through procedures the Board may implement from time to time; and

WHEREAS, the Board has adopted policies and procedures intended to provide strong fiscal oversight and which authorize William Chapman, Interim Executive Director and Chief Financial Officer, to review invoices, approve disbursements, and prepare and maintain accurate financial records and reports; and


WHEREAS, William Chapman, Interim Executive Director and Chief Financial Officer, has reviewed and authorized the disbursements necessary for the month of November 2020, and has caused financial statements to be prepared and attached to this resolution as Exhibit A; and

WHEREAS, William Chapman, Interim Executive Director and Chief Financial Officer, has reviewed and authorized the disbursements necessary for the month of December 2020, and has caused financial statements to be prepared and attached to this resolution as Exhibit B.


NOW THEREFORE, BE IT RESOLVED, that the Board of Directors accepts the financial statements for November 2020 and December 2020, attached hereto as Exhibit A and Exhibit B respectively.

Adopted by the Board of Directors of the Central Texas Regional Mobility Authority on the 27<sup>th</sup> day of January 2021.

Submitted and reviewed by:

  
\_\_\_\_\_  
Geoffrey Petrov, General Counsel

Approved:

  
\_\_\_\_\_  
Robert W. Jenkins, Jr.  
Chairman, Board of Directors

**Exhibit A**

**Financial Statements for November 2020**

**Central Texas Regional Mobility Authority**  
**Income Statement**  
**For the Period Ending November 30, 2020**

	Budget			
	Amount FY	Actual Year to	Percent of	Actual Prior
	2021	Date	Budget	Year to Date
<b>REVENUE</b>				
<b>Operating Revenue</b>				
Toll Revenue - Tags	87,282,802	30,297,559	34.71%	39,390,525
Video Tolls	23,301,118	8,888,983	38.15%	9,495,729
Fee Revenue	8,342,080	4,095,115	49.09%	3,863,750
<b>Total Operating Revenue</b>	<b>118,926,000</b>	<b>43,281,657</b>	<b>36.39%</b>	<b>52,750,005</b>
<b>Other Revenue</b>				
Interest Income	2,500,000	274,409	10.98%	2,374,971
Grant Revenue	3,000,000	767,634	25.59%	19,218
Misc Revenue	3,000	16,374	545.81%	-
Gain/Loss on Sale of Asset	-	-	-	11,117
<b>Total Other Revenue</b>	<b>5,503,000</b>	<b>1,058,417</b>	<b>19.23%</b>	<b>2,405,306</b>
<b>TOTAL REVENUE</b>	<b>\$124,429,000</b>	<b>\$44,340,074</b>	<b>35.63%</b>	<b>55,155,311</b>
<b>EXPENSES</b>				
<b>Salaries and Benefits</b>				
Salary Expense-Regular	4,773,694	1,707,520	35.77%	1,567,450
Salary Reserve	80,000	-	-	-
TCDRS	675,000	236,463	35.03%	214,996
FICA	221,877	62,925	28.36%	52,767
FICA MED	72,321	25,262	34.93%	22,825
Health Insurance Expense	513,812	189,007	36.79%	168,156
Life Insurance Expense	8,138	4,906	60.29%	4,635
Auto Allowance Expense	10,200	3,825	37.50%	3,825
Other Benefits	213,038	44,331	20.81%	42,130
Unemployment Taxes	4,608	288	6.25%	1
<b>Total Salaries and Benefits</b>	<b>6,572,687</b>	<b>2,274,528</b>	<b>34.61%</b>	<b>2,076,786</b>

**Central Texas Regional Mobility Authority**  
**Income Statement**  
**For the Period Ending November 30, 2020**

	Budget Amount FY 2021	Actual Year to Date	Percent of Budget	Actual Prior Year to Date
<b>Administrative</b>				
<b>Administrative and Office Expenses</b>				
Accounting	8,000	3,735	46.69%	3,294
Auditing	115,000	91,475	79.54%	97,736
Human Resources	52,000	1,443	2.77%	1,288
IT Services	242,000	115,890	47.89%	46,530
Internet	450	-	-	62
Software Licenses	347,000	36,139	10.41%	17,425
Cell Phones	24,185	3,401	14.06%	6,676
Local Telephone Service	95,000	29,921	31.50%	1,263
Overnight Delivery Services	350	12	3.51%	47
Local Delivery Services	50	12	24.56%	12
Copy Machine	15,264	5,088	33.33%	6,360
Repair & Maintenance-General	12,000	175	1.46%	4,064
Meeting Facilities	5,000	-	-	-
Meeting Expense	14,750	1,054	7.15%	6,571
Toll Tag Expense	3,050	900	29.51%	1,000
Parking / Local Ride Share	2,900	19	0.64%	803
Mileage Reimbursement	6,800	62	0.91%	1,270
Insurance Expense	450,998	194,796	43.19%	104,683
Rent Expense	570,000	234,481	41.14%	136,864
Building Parking	11,000	118	1.07%	6,149
Legal Services	591,000	38,383	6.49%	76,276
<b>Total Administrative and Office Expenses</b>	<b>2,566,797</b>	<b>757,104</b>	<b>29.50%</b>	<b>518,370</b>
<b>Office Supplies</b>				
Books & Publications	4,750	1,638	34.48%	-
Office Supplies	9,500	3,206	33.75%	3,360
Misc Office Equipment	6,750	101	1.50%	2,783
Computer Supplies	36,350	30,236	83.18%	7,388
Copy Supplies	1,500	93	6.18%	580
Other Reports-Printing	8,000	-	-	-
Office Supplies-Printed	3,100	-	-	1,399
Postage Expense	1,150	127	11.02%	129
<b>Total Office Supplies</b>	<b>71,100</b>	<b>35,400</b>	<b>49.79%</b>	<b>15,640</b>



**Central Texas Regional Mobility Authority**  
**Income Statement**  
**For the Period Ending November 30, 2020**

	Budget Amount FY 2021	Actual Year to Date	Percent of Budget	Actual Prior Year to Date
<b>Communications and Public Relations</b>				
Graphic Design Services	20,000	-	-	-
Website Maintenance	50,000	19,674	39.35%	7,512
Research Services	115,000	51,623	44.89%	20,295
Communications and Marketing	125,000	49,963	39.97%	95,219
Advertising Expense	150,000	118,843	79.23%	77,240
Direct Mail	5,000	-	-	-
Video Production	10,000	11,520	115.20%	-
Photography	5,000	-	-	180
Radio	-	-	-	3,480
Other Public Relations	55,000	-	-	1,952
Promotional Items	-	1,260	-	5,749
Annual Report printing	6,500	553	8.51%	-
Direct Mail Printing	30,000	285	0.95%	-
Other Communication Expenses	33,000	1,562	4.73%	11,843
<b>Total Communications and Public Relations</b>	<b>604,500</b>	<b>255,282</b>	<b>42.23%</b>	<b>223,469</b>
<b>Employee Development</b>				
Subscriptions	2,873	1,026	35.71%	414
Agency Memberships	60,980	35,286	57.87%	37,378
Continuing Education	9,200	275	2.99%	1,159
Professional Development	7,000	-	-	5,235
Other Licenses	1,250	196	15.64%	80
Seminars and Conferences	38,500	(6,719)	-17.45%	6,454
Travel	-	-	-	52,551
<b>Total Employee Development</b>	<b>119,803</b>	<b>30,063</b>	<b>25.09%</b>	<b>103,271</b>
<b>Financing and Banking Fees</b>				
Trustee Fees	48,000	26,338	54.87%	33,600
Bank Fee Expense	2,000	146	7.30%	783
Continuing Disclosure	4,000	-	-	134
Arbitrage Rebate Calculation	10,000	9,435	94.35%	9,250
Rating Agency Expense	24,000	7,500	31.25%	24,000
<b>Total Financing and Banking Fees</b>	<b>88,000</b>	<b>43,419</b>	<b>49.34%</b>	<b>67,767</b>
<b>Total Administrative</b>	<b>3,450,200</b>	<b>1,121,268</b>	<b>32.50%</b>	<b>928,516</b>

**Central Texas Regional Mobility Authority**  
**Income Statement**  
**For the Period Ending November 30, 2020**

	Budget Amount FY 2021	Actual Year to Date	Percent of Budget	Actual Prior Year to Date
<b>Operations and Maintenance</b>				
<b>Operations and Maintenance Consulting</b>				
GEC-Trust Indenture Support	350,129	303,297	86.62%	86,021
GEC-Financial Planning Support	209,410	74,541	35.60%	14,901
GEC-Toll Ops Support	800,000	71,908	8.99%	115,393
GEC-Roadway Ops Support	682,969	298,378	43.69%	53,498
GEC-Technology Support	741,461	497,923	67.15%	327,972
GEC-Public Information Support	100,000	8,979	8.98%	56,169
GEC-General Support	1,158,085	236,782	20.45%	368,441
General System Consultant	1,082,515	152,570	14.09%	208,322
Traffic Modeling	50,000	33,247	66.49%	-
Traffic and Revenue Consultant	150,000	77,104	51.40%	115,229
<b>Total Operations and Maintenance Consulting</b>	<b>5,324,569</b>	<b>1,754,727</b>	<b>32.96%</b>	<b>1,345,946</b>
<b>Roadway Operations and Maintenance</b>				
Roadway Maintenance	3,963,810	1,995,603	50.35%	1,060,617
Landscape Maintenance	2,665,410	199,715	7.49%	-
Signal & Illumination Maint	50,000	-	-	-
Maintenance Supplies-Roadway	250,000	-	-	16,735
Tools & Equipment Expense	1,500	2,312	154.11%	459
Gasoline	30,500	4,025	13.20%	5,811
Repair & Maintenance - Vehicles	11,000	2,591	23.55%	2,701
Natural Gas	-	676	-	-
Electricity - Roadways	250,000	63,012	25.20%	70,400
<b>Total Roadway Operations and Maintenance</b>	<b>7,222,220</b>	<b>2,267,932</b>	<b>31.40%</b>	<b>1,156,723</b>
<b>Toll Processing and Collection Expense</b>				
Image Processing	1,200,000	593,834	49.49%	463,262
Tag Collection Fees	5,000,000	2,413,264	48.27%	2,323,862
Court Enforcement Costs	90,000	-	-	-
DMV Lookup Fees	1,000	-	-	294
<b>Total Processing and Collection Expense</b>	<b>6,291,000</b>	<b>3,007,097</b>	<b>47.80%</b>	<b>2,787,417</b>

**Central Texas Regional Mobility Authority  
Income Statement  
For the Period Ending November 30, 2020**

	Budget			
	Amount FY	Actual Year to	Percent of	Actual Prior
	2021	Date	Budget	Year to Date
<b>Toll Operations Expense</b>				
Generator Fuel	3,000	-	-	543
Fire and Burglar Alarm	500	123	24.67%	123
Refuse	2,400	593	24.73%	752
Telecommunications	-	-	-	38,258
Water - Irrigation	7,500	2,235	29.79%	2,346
Electricity	500	286	57.14%	59
ETC spare parts expense	50,000	-	-	-
Law Enforcement	300,000	69,276	23.09%	-
ETC Maintenance Contract	4,191,000	1,403,713	33.49%	512,422
ETC Toll Management Center System Operation	534,000	183,058	34.28%	-
ETC Development	1,250,000	567,039	45.36%	400,124
ETC Testing	200,000	1,427	0.71%	-
<b>Total Toll Operations Expense</b>	<b>6,538,900</b>	<b>2,227,751</b>	<b>34.07%</b>	<b>954,627</b>
<b>Total Operations and Maintenance</b>	<b>25,376,689</b>	<b>9,257,508</b>	<b>36.48%</b>	<b>6,244,714</b>
<b>Other Expenses</b>				
<b>Special Projects and Contingencies</b>				
HERO	148,000	12,319	8.32%	49,276
Special Projects	-	28,662	-	11,563
71 Express Net Revenue Payment	2,300,000	751,833	32.69%	1,145,572
Technology Initiatives	125,000	83,318	66.65%	38,736
Other Contractual Svcs	220,000	77,500	35.23%	46,500
Contingency	750,000	-	-	-
<b>Total Special Projects and Contingencies</b>	<b>3,543,000</b>	<b>953,631</b>	<b>26.92%</b>	<b>1,291,648</b>

**Central Texas Regional Mobility Authority**  
**Income Statement**  
**For the Period Ending November 30, 2020**

	Budget			
	Amount FY	Actual Year to	Percent of	Actual Prior
	2021	Date	Budget	Year to Date
<b>Non Cash Expenses</b>				
Amortization Expense	1,000,000	377,083	37.71%	373,388
Amort Expense - Refund Savings	1,050,000	670,003	63.81%	437,486
Dep Exp - Furniture & Fixtures	2,620	1,089	41.57%	1,089
Dep Expense - Equipment	59,000	1,042	1.77%	43,440
Dep Expense - Autos & Trucks	30,000	17,988	59.96%	12,393
Dep Expense - Buildng & Toll Fac	176,800	73,645	41.65%	73,645
Dep Expense - Highways & Bridges	40,000,000	14,493,474	36.23%	13,095,501
Dep Expense - Toll Equipment	4,000,000	1,524,096	38.10%	1,455,529
Dep Expense - Signs	800,000	423,571	52.95%	253,858
Dep Expense - Land Improvements	985,000	368,723	37.43%	442,467
Depreciation Expense - Computers	75,000	80,836	107.78%	20,120
Undevelopable Projects	-	973,161	-	-
<b>Total Non Cash Expenses</b>	<b>48,178,420</b>	<b>19,004,711</b>	<b>39.45%</b>	<b>16,208,915</b>
<b>Total Other Expenses</b>				
	<b>51,721,420</b>	<b>19,958,342</b>	<b>38.59%</b>	<b>17,500,562</b>
<b>Non Operating Expenses</b>				
Bond Issuance Expense	2,000,000	261,448	13.07%	94,480
Loan Fee Expense	50,000	28,000	56.00%	13,500
Interest Expense	42,091,626	15,838,156	37.63%	16,024,469
CAMPO RIF Payment	-	-	-	3,000,000
Community Initiatives	65,000	32,050	49.31%	19,983
<b>Total Non Operating Expenses</b>	<b>44,206,626</b>	<b>16,159,653</b>	<b>36.55%</b>	<b>19,152,432</b>
<hr/>				
<b>TOTAL EXPENSES</b>	<b>\$131,327,621</b>	<b>\$48,771,299</b>	<b>37.14%</b>	<b>\$45,903,010</b>
<hr/>				
<b>Net Income</b>	<b>(\$6,898,621)</b>	<b>(\$4,431,225)</b>		<b>9,252,301</b>
<hr/>				

**Central Texas Regional Mobility Authority**  
**Balance Sheet**  
**as of November 30, 2020**

	as of 11/30/2020		as of 11/30/2019	
<b>ASSETS</b>				
<b>Current Assets</b>				
<b>Cash</b>				
Regions Operating Account	\$	750,612	\$	165,312
Cash in TexStar		240,143		438,219
Regions Payroll Account		217,187		157,363
<b>Restricted Cash</b>				
Goldman Sachs FSGF 465		472,444,422		203,977,302
Restricted Cash - TexSTAR		266,654,604		269,533,829
Overpayments account		719,464		476,594
<b>Total Cash and Cash Equivalents</b>		<u>741,026,431</u>		<u>474,748,619</u>
<b>Accounts Receivable</b>				
Accounts Receivable		2,770,089		2,776,451
Due From Other Agencies		49,737		57,751
Due From TTA		2,848,866		1,825,110
Due From NTTA		751,362		897,887
Due From HCTRA		2,042,018		2,437,316
Due From TxDOT		2,391,553		1,318,805
Interest Receivable		97,930		493,972
<b>Total Receivables</b>		<u>10,951,554</u>		<u>9,807,292</u>
<b>Short Term Investments</b>				
Treasuries		-		59,806,853
Agencies		-		30,093,855
<b>Total Short Term Investments</b>		<u>-</u>		<u>89,900,709</u>
<b>Total Current Assets</b>		<u>751,977,986</u>		<u>574,456,620</u>
<b>Total Construction in Progress</b>		658,457,935		526,350,937
<b>Fixed Assets (Net of Depreciation and Amortization)</b>				
Computers		398,116		562,207
Computer Software		3,014,993		3,941,854
Furniture and Fixtures		6,316		8,930
Equipment		3,582		6,082
Autos and Trucks		55,431		54,761
Buildings and Toll Facilities		4,696,869		4,873,617
Highways and Bridges		1,178,992,991		1,188,322,647
Toll Equipment		21,349,152		25,038,173
Signs		13,782,263		13,569,551
Land Improvements		7,600,414		8,485,348
Right of way		88,149,606		88,149,606
Leasehold Improvements		117,771		163,914
<b>Total Fixed Assets</b>		<u>1,318,167,504</u>		<u>1,333,176,691</u>
<b>Other Assets</b>				
Intangible Assets-Net		137,210,483		101,978,143
2005 Bond Insurance Costs		3,771,979		3,985,487
Prepaid Insurance		455,176		444,087
Deferred Outflows (pension related)		198,767		866,997
Pension Asset		896,834		177,226
<b>Total Other Assets</b>		<u>142,533,239</u>		<u>107,451,940</u>
<b>Total Assets</b>		<u><u>\$ 2,871,136,664</u></u>		<u><u>\$ 2,541,436,187</u></u>

**Central Texas Regional Mobility Authority**  
**Balance Sheet**  
**as of November 30, 2020**

	as of 11/30/2020	as of 11/30/2019
<b>LIABILITIES</b>		
<b>Current Liabilities</b>		
Accounts Payable	\$ 8,634,365	\$ (380,444)
Construction Payable	18,434,649	24,242,572
Overpayments	722,663	479,730
Interest Payable	21,442,839	23,070,292
Due to other Funds	1,687,633	-
TCDRS Payable	68,490	61,165
Due to other Agencies	2,887	3,301
Due to TTA	473,823	744,247
Due to NTTA	55,272	61,074
Due to HCTRA	73,434	90,901
Due to Other Entities	913,694	955,662
71E TxDOT Obligation - ST	2,020,433	2,868,712
<b>Total Current Liabilities</b>	<b>54,530,182</b>	<b>52,197,211</b>
<b>Long Term Liabilities</b>		
Compensated Absences	543,329	541,425
Deferred Inflows (pension related)	164,402	206,675
<b>Long Term Payables</b>	<b>707,731</b>	<b>748,100</b>
<b>Bonds Payable</b>		
<b>Senior Lien Revenue Bonds:</b>		
Senior Lien Revenue Bonds 2010	77,852,525	79,497,908
Senior Lien Revenue Bonds 2011	17,909,065	16,834,507
Senior Refunding Bonds 2013	10,840,000	136,405,000
Senior Lien Revenue Bonds 2015	298,790,000	298,790,000
Senior Lien Put Bnd 2015	-	68,785,000
Senior Lien Refunding Revenue Bonds 2016	356,785,000	358,030,000
Senior Lien Revenue Bonds 2018	44,345,000	44,345,000
Senior Lien Revenue Bonds 2020A	50,265,000	-
Senior Lien Refunding Bonds 2020B	57,120,000	-
Senior Lien Refunding Bonds 2020C	138,435,000	-
Senior Lien Revenue Bonds 2020E	167,160,000	-
Sn Lien Rev Bnd Prem/Disc 2013	3,876,421	5,525,522
Sn Lien Revenue Bnd Prem 2015	17,885,795	19,082,300
Sn Lien Put Bnd Prem 2015	-	1,086,477
Senior lien premium 2016 revenue bonds	41,300,194	45,577,281
Sn Lien Revenue Bond Premium 2018	3,571,865	3,838,438
Senior Lien Revenue Bond Premium 2020A	11,636,279	-
Senior Lien Refunding Bond Premium 2020B	12,618,858	-
Senior Lien Revenue Bonds Premium 2020E	28,284,689	-
<b>Total Senior Lien Revenue Bonds</b>	<b>1,338,675,690</b>	<b>1,077,797,434</b>
<b>Sub Lien Revenue Bonds:</b>		
Sub Lien Refunding Bonds 2013	7,790,000	98,295,000
Sub Lien Refunding Bonds 2016	73,490,000	73,905,000
Subordinated Lien BANs 2018	46,020,000	46,020,000
Sub Lien Refunding Bonds 2020D	99,705,000	-
Subordinated Lien BANs 2020F	110,875,000	-
Subordinate Lien Refunding Bonds 2020G	61,570,000	-
Sub Refunding 2013 Prem/Disc	827,120	1,203,018
Sub Refunding 2016 Prem/Disc	7,103,304	7,943,642
Sub Lien BANS 2018 Premium	573,227	1,102,361
Subordinated Lien BANs 2020F premium	16,011,459	-
Subordinated Lien Refunding Bonds Premium 2020G	7,774,177	-
<b>Total Sub Lien Revenue Bonds</b>	<b>431,739,288</b>	<b>228,469,021</b>

**Central Texas Regional Mobility Authority  
Balance Sheet  
as of November 30, 2020**

	as of 11/30/2020	as of 11/30/2019
<b>Other Obligations</b>		
TIFIA Note 2015	300,869,448	291,793,763
TIFIA Note 2019	51,917	50,414
SIB Loan 2015	-	33,585,404
State Highway Fund Loan 2015	-	33,585,434
State 45SW Loan	-	63,460,709
71E TxDOT Obligation - LT	60,728,211	60,728,211
Regions 2017 MoPAC Note	24,990,900	24,990,900
<b>Total Other Obligations</b>	<u>386,640,476</u>	<u>508,194,836</u>
<b>Total Long Term Liabilities</b>	<u>2,157,763,185</u>	<u>1,815,209,391</u>
<b>Total Liabilities</b>	<u><b>2,212,293,367</b></u>	<u><b>1,867,406,601</b></u>
<b>NET ASSETS</b>		
Contributed Capital	121,462,104	121,202,391
Net Assets Beginning	548,697,980	543,574,433
Current Year Operations	(11,316,787)	9,252,761
<b>Total Net Assets</b>	<u>658,843,297</u>	<u>674,029,586</u>
<b>Total Liabilities and Net Assets</b>	<u><b>\$ 2,871,136,664</b></u>	<u><b>\$ 2,541,436,187</b></u>

**Central Texas Regional Mobility Authority**  
**Statement of Cash Flow**  
**as of November 30, 2020**

**Cash flows from operating activities:**

Receipts from toll revenues	\$	39,815,952
Receipts from interest income		144,409
Payments to vendors		(10,612,417)
Payments to employees		(2,405,100)
Net cash flows provided by (used in) operating activities		26,942,844

**Cash flows from capital and related financing activities:**

Proceeds from notes payable		319,498,752
Interest payments		(30,879,095)
Acquisitions of construction in progress		(34,016,268)
Net cash flows provided by (used in) capital and related financing activities		254,603,389

**Cash flows from investing activities:**

Purchase of investments		(42,178,512)
Proceeds from sale or maturity of investments		88,361,479
Net cash flows provided by (used in) investing activities		45,642,964
Net increase (decrease) in cash and cash equivalents		327,189,197
Cash and cash equivalents at beginning of period		146,942,487
Cash and cash equivalents at end of period	\$	474,131,684

**Reconciliation of change in net assets to net cash provided by operating activities:**

Operating income		\$ 10,947,098
Adjustments to reconcile change in net assets to net cash provided by operating activities:		
Depreciation and amortization		18,711,791
Changes in assets and liabilities:		
(Increase) decrease in accounts receivable		(3,465,705)
(Increase) decrease in prepaid expenses and other assets		(66,929)
(Decrease) increase in accounts payable		(2,511,096)
Increase (decrease) in accrued expenses		3,421,336
(Decrease) increase in Pension Asset		(719,608)
(Increase) in deferred outflows of resources		668,230
(Increase) in deferred inflows of resources		(42,273)
Total adjustments		15,995,746
Net cash flows provided by (used in) operating activities	\$	26,942,844

**Reconciliation of cash and cash equivalents:**

Unrestricted cash and cash equivalents		\$ 1,687,262
Restricted cash and cash equivalents		472,444,422
Total	\$	474,131,684



**INVESTMENTS by FUND**

		Balance November 30, 2020		
Renewal & Replacement Fund				
TexSTAR	403,232.05			266,894,747.09
Goldman Sachs	14,109.37			452,675,252.99
Agencies/ Treasuries			417,341.42	-
Grant Fund				\$ 719,570,000.08
TexSTAR	4,453,703.15			
Goldman Sachs	5,627,059.99			
Agencies/ Treasuries			10,080,763.14	
Senior Debt Service Reserve Fund				
TexSTAR	78,574,494.08			
Goldman Sachs	14,140,259.10			
Agencies/ Treasuries			92,714,753.18	
2010 Senior Lien DSF				
Goldman Sachs	60,631.52		60,631.52	
2011 Debt Service Acct				
Goldman Sachs	789,177.68		789,177.68	
2013 Sr Debt Service Acct				
Goldman Sachs	4,488,528.26		4,488,528.26	
2013 Sub Debt Service Account				
Goldman Sachs	3,051,212.88		3,051,212.88	
2013 Sub Debt Service Reserve Fund				
Goldman Sachs	59.70		780,642.45	
TexSTAR	780,582.75			
2015 Sr Capitalized Interest				
Goldman Sachs	-		10,325,530.14	
TexSTAR	10,325,530.14			
2015B Debt Service Account				
Goldman Sachs	20.95		20.95	
2016 Sr Lien Rev Refunding Debt Service Account				
Goldman Sachs	15,271,060.65		15,271,060.65	
2016 Sub Lien Rev Refunding Debt Service Account				
Goldman Sachs	1,785,140.87		1,785,140.87	
2016 Sub Lien Rev Refunding DSR				
Goldman Sachs	6,992,244.03			
Agencies/ Treasuries			6,992,244.03	
Operating Fund				
TexSTAR	240,142.89			
TexSTAR-Trustee	3,201,808.92			
Goldman Sachs	394,844.37		3,836,796.18	
Revenue Fund				
Goldman Sachs	1,627,919.97		1,627,919.97	
General Fund				
TexSTAR	51,867,089.76			
Goldman Sachs	42,006,337.02		93,873,426.78	
Agencies/ Treasuries				
71E Revenue Fund				
Goldman Sachs	15,142,496.67		15,142,496.67	
MoPac Revenue Fund				
Goldman Sachs	16,972.68		16,972.68	
MoPac General Fund				
Goldman Sachs	10,431,844.34		10,431,844.34	
MoPac Operating Fund				
Goldman Sachs	2,083,685.53		2,083,685.53	
MoPac Loan Repayment Fund				
Goldman Sachs	33,793.64		33,793.64	
2015B Project Account				
Goldman Sachs	15,973,388.31			
TexSTAR	26,344,576.18		42,317,964.49	
2015 TIFIA Project Account				
Goldman Sachs	5,969.46			
TexSTAR	65,139,606.88			
Agencies/ Treasuries			65,145,576.34	
2015 TIFIA Debt Service Reserve Fund				
Goldman Sachs	2,960,585.74		2,960,585.74	
2011 Sr Financial Assistance Fund				
Goldman Sachs	-		10,834,816.75	
TexSTAR	10,834,816.75			
2018 Sr Lien Project Cap I				
Goldman Sachs	4,631,307.04		4,631,307.04	
2018 Sr Lien Project Account				
Goldman Sachs	782,902.28			
TexSTAR	14,729,163.54		15,512,065.82	
2018 Sub Debt Service Account				
Goldman Sachs	767,229.44		767,229.44	
2019 TIFIA Sub Lien Project Account				
Goldman Sachs	50,966.31		50,966.31	
2020A Senior Lien Debt Service Acct				
Goldman Sachs	1,047,309.08		1,047,309.08	
2020 SH 45SW Project Account				
Goldman Sachs	1,081,412.34		1,081,412.34	
2020B Senior Lien Debt Service Account				
Goldman Sachs	1,400,396.89		1,400,396.89	
2020C Senior Lien Debt Service Account				
Goldman Sachs	685,847.24		685,847.24	
2020D Senior Lien Debt Service Account				
Goldman Sachs	541,340.13		541,340.13	
2020D Sub Debt Service Reserve Fund				
Goldman Sachs	8,116,581.40		8,116,581.40	
2020E Senior Lien Project Account				
Goldman Sachs	151,445,118.20		151,445,118.20	
2020E Senior Lien Project Cap Interest				
Goldman Sachs	33,716,213.34		33,716,213.34	
2020F Sub Lien Project Account				
Goldman Sachs	104,787,925.29		104,787,925.29	
2020G Sub Lien Debt Service Account				
Goldman Sachs	91,694.91		91,694.91	
2020G Sub Lien Debt Service Reserve Account				
Goldman Sachs	631,666.37		631,666.37	
			<u>\$ 719,570,000.08</u>	

CTRMA INVESTMENT REPORT

	Month Ending 11/30/2020					Balance 11/30/2020	Rate November
	Balance 11/1/2020	Additions	Discount Amortization	Accrued Interest	Withdrawals		
<b>Amount in Trustee TexStar</b>							
2011 Sr Lien Financial Assist Fund	10,833,976.22			840.53		10,834,816.75	0.0944%
2013 Sub Lien Debt Service Reserve General Fund	780,522.21 51,863,066.09			60.54 4,023.67		780,582.75 51,867,089.76	0.0944% 0.0944%
Trustee Operating Fund	2,401,650.09	3,000,000.00		158.83	2,200,000.00	3,201,808.92	0.0944%
Renewal and Replacement Grant Fund	403,200.77 4,453,357.64			31.28 345.51		403,232.05 4,453,703.15	0.0944% 0.0944%
Senior Lien Debt Service Reserve Fund	78,568,398.55			6,095.53		78,574,494.08	0.0944%
2015A Sr Ln Project Cap Interest	10,324,729.14			801.00		10,325,530.14	0.0944%
2015B Sr Ln Project	26,342,532.45			2,043.73		26,344,576.18	0.0944%
2015C TIFIA Project	65,134,553.58			5,053.30		65,139,606.88	0.0944%
2018 Sr Lien Project Account	16,727,984.89			1,178.65	2,000,000.00	14,729,163.54	0.0944%
	<b>267,833,971.63</b>	<b>3,000,000.00</b>		<b>20,632.57</b>	<b>4,200,000.00</b>	<b>266,654,604.20</b>	
<b>Amount in TexStar Operating Fund</b>	<b>240,124.26</b>	<b>2,200,000.00</b>		<b>18.63</b>	<b>2,200,000.00</b>	<b>240,142.89</b>	<b>0.0944%</b>
<b>Goldman Sachs</b>							
Operating Fund	168,095.08	3,236,684.31		2.42	3,009,937.44	394,844.37	0.0245%
2020 SH 45SW Project Account	1,082,230.26			24.58	842.50	1,081,412.34	0.0245%
2020A Senior Lien Debt Service Account	837,914.97	209,377.43		16.68		1,047,309.08	0.0245%
2020B Senior Lien Debt Service Account	1,132,291.74	268,082.45		22.70		1,400,396.89	0.0245%
2020C Senior Lien Debt Service Account	342,921.61	342,921.61		4.02		685,847.24	0.0245%
2020D Sub Lien Debt Service Account	270,668.48	270,668.48		3.17		541,340.13	0.0245%
2020D Sub Debt Service Reserve Fund	8,116,397.69			183.71		8,116,581.40	0.0245%
2020 Good Faith Deposit Account	0.00	3,326,350.00		0.00	3,326,350.00	0.00	0.0245%
2020E Sr Lien Bond Proceeds Clearance Fund	0.00	194,700,295.56		0.00	194,700,295.56	0.00	0.0245%
2020E Sr Lien Cost of Issuance Fund	0.00	1,056,425.13		0.00	1,056,425.13	0.00	0.0245%
2020E Sr Lien Project Account	0.00	151,445,118.20		0.00		151,445,118.20	0.0245%
2020E Sr Ln Project Cap Interest	0.00	33,716,213.34		0.00		33,716,213.34	0.0245%
2020F Sub Lien Cost of Issuance Fund	0.00	701,045.82		0.00	701,045.82	0.00	0.0245%
2020F Sub Lien Bond Proceeds Clearance Fund	0.00	126,555,927.62		0.00	126,555,927.62	0.00	0.0245%
2020F Sub Lien Project Account	0.00	125,854,881.80		0.00	21,066,956.51	104,787,925.29	0.0245%
2020G Sub Lien Cost of Issuance Fund	0.00	332,469.23		0.00	332,469.23	0.00	0.0245%
2020G Sub Lien Bond Proceeds Clearance Fund	0.00	69,070,840.06		0.00	69,070,840.06	0.00	0.0245%
2020G Sub Lien Debt Service Account	0.00	91,694.91		0.00		91,694.91	0.0245%
2020G Sub Debt Service Reserve Fund	0.00	631,666.37		0.00		631,666.37	0.0245%
2011 Sr Financial Assistance Fund	0.00			0.00		0.00	0.0245%
2010 Senior DSF	60,630.15			1.37		60,631.52	0.0245%
2011 Senior Lien Debt Service Account	789,159.82			17.86		789,177.68	0.0245%
2013 Senior Lien Debt Service Account	4,488,426.67			101.59		4,488,528.26	0.0245%
2013 Sub Debt Service Reserve Fund	59.70			0.00		59.70	0.0245%
2013 Subordinate Debt Service Account	3,051,143.82			69.06		3,051,212.88	0.0245%
2015A Sr Ln Project Cap Interest	0.00			0.00		0.00	0.0245%
2015B Project Account	15,973,026.78			361.53		15,973,388.31	0.0245%
2015C TIFIA Project Account	32,683.43			4.08	26,718.05	5,969.46	0.0245%
2015C TIFIA Debt Service Reserve Fund	2,368,440.59	592,098.00		47.15		2,960,585.74	0.0245%
2015E Sub Lien SIB DSA	458,271.67	34,483,746.25		9.12	34,942,027.04	0.00	0.0245%
2015 Sub Lien SHF DSA	458,271.67	34,483,746.26		9.12	34,942,027.05	0.00	0.0245%
2015E Sub Lien SIB DSRF	252,663.50	63,164.58		5.03	315,833.11	0.00	0.0245%
2015D Sub Lien SHF DSRF	252,663.65	63,164.58		5.03	315,833.26	0.00	0.0245%
2015B Debt Service Acct	0.00			20.95		20.95	0.0245%
2016 Sr Lien Rev Refunding Debt Service Account	13,358,530.30	1,912,248.85		281.50		15,271,060.65	0.0245%
2016 Sub Lien Rev Refunding Debt Service Account	1,472,026.64	313,084.33		29.90		1,785,140.87	0.0245%
2016 Sub Lien Rev Refunding DSR	6,992,085.77			158.26		6,992,244.03	0.0245%
2018 Sr Lien Project Cap I	4,631,202.22			104.82		4,631,307.04	0.0245%
2018 Sr Lien Project Account	31,208.60	2,754,405.89		0.43	2,002,712.64	782,902.28	0.0245%
2018 Sub Debt Service Account	614,001.44	153,215.77		12.23		767,229.44	0.0245%
2019 TIFIA Sub Lien Project Account	50,965.16			1.15		50,966.31	0.0245%
Grant Fund	5,626,932.65			127.34		5,627,059.99	0.0245%
Renewal and Replacement Revenue Fund	14,109.04 4,991,541.51	6,754,091.82		0.33 92.14	10,117,805.50	14,109.37 1,627,919.97	0.0245% 0.0245%
General Fund	19,785,930.94	23,074,908.11		460.24	854,962.27	42,006,337.02	0.0245%
Senior Lien Debt Service Reserve Fund	5,657,592.16	8,482,538.89		128.05		14,140,259.10	0.0245%
71E Revenue Fund	14,393,756.71	831,414.31		319.21	82,993.56	15,142,496.67	0.0245%
MoPac Revenue Fund	20,177.75	242,001.27		2.82	245,209.16	16,972.68	0.0245%
MoPac General Fund	10,465,400.73			237.15	33,793.54	10,431,844.34	0.0245%
MoPac Operating Fund	1,695,393.17	464,642.17		36.59	76,386.40	2,083,685.53	0.0245%
MoPac Loan Repayment Fund	0.00	33,793.54		0.10		33,793.64	0.0245%
	<b>129,936,816.07</b>	<b>826,512,926.94</b>		<b>2,901.43</b>	<b>503,777,391.45</b>	<b>452,675,252.99</b>	
<b>Certificates of Deposit</b>							
<b>Total in Pools</b>	<b>268,074,095.89</b>	<b>5,200,000.00</b>		<b>20,651.20</b>	<b>6,400,000.00</b>	<b>266,894,747.09</b>	
<b>Total in GS FSGF</b>	<b>129,936,816.07</b>	<b>826,512,926.94</b>		<b>2,901.43</b>	<b>503,777,391.45</b>	<b>452,675,252.99</b>	
<b>Total Invested</b>	<b>398,010,911.96</b>	<b>831,712,926.94</b>		<b>23,552.63</b>	<b>510,177,391.45</b>	<b>719,570,000.08</b>	

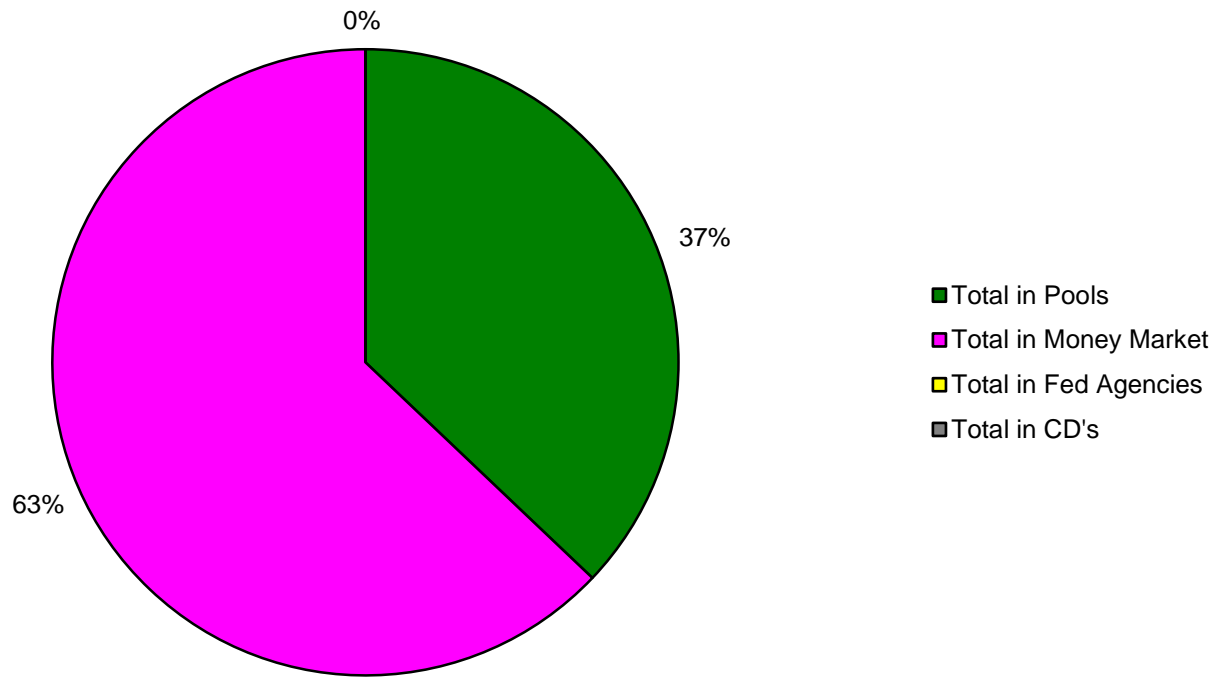
All Investments in the portfolio are in compliance with the CTRMA's Investment policy and the relevant provisions of the Public Funds Investment Act Chapter 2256.023

William Chapman, CFO

Mary Temple, Controller

11/30/2020

## Allocation of Funds



## ESCROW FUNDS

### Travis County Escrow Fund - Elroy Road

	<u>Balance</u>		<u>Accrued</u>		<u>Balance</u>
	11/1/2020	Additions	Interest	Withdrawals	11/30/2020
Goldman Sachs	17,505,641.16		408.78	543,424.02	16,962,625.92

### Travis County Escrow Fund - Ross Road

	<u>Balance</u>		<u>Accrued</u>		<u>Balance</u>
	11/1/2020	Additions	Interest	Withdrawals	11/30/2020
Goldman Sachs	300,587.36		7.65		300,595.01

### Berstrom Expressway 183S Escrow Account

	<u>Balance</u>		<u>Accrued</u>		<u>Balance</u>
	11/1/2020	Additions	Interest	Withdrawals	11/30/2020
Goldman Sachs	-		3.75	-	3.75

### Travis County Escrow Fund - Old San Antonio Road

	<u>Balance</u>		<u>Accrued</u>		<u>Balance</u>
	11/1/2020	Additions	Interest	Withdrawals	11/30/2020
Goldman Sachs	342,351.20		7.80		342,359.00

### Travis County Escrow Fund - Old Lockhart Road

	<u>Balance</u>		<u>Accrued</u>		<u>Balance</u>
	11/1/2020	Additions	Interest	Withdrawals	11/30/2020
Goldman Sachs	457,448.24		10.40		457,458.64

### Travis County Escrow Fund - County Line Road

	<u>Balance</u>		<u>Accrued</u>		<u>Balance</u>
	11/1/2020	Additions	Interest	Withdrawals	11/30/2020
Goldman Sachs	701,898.08		15.95		701,914.03

### Travis County Escrow Fund - South Pleasant Valley Road

	<u>Balance</u>		<u>Accrued</u>		<u>Balance</u>
	11/1/2020	Additions	Interest	Withdrawals	11/30/2020
Goldman Sachs	402,095.88		9.10	2,331.63	399,773.35

### Travis County Escrow Fund - Thaxton Road

	<u>Balance</u>		<u>Accrued</u>		<u>Balance</u>
	11/1/2020	Additions	Interest	Withdrawals	11/30/2020
Goldman Sachs	198,168.66		4.65		198,173.31

### Travis County Escrow Fund - Pearce Lane Road

	<u>Balance</u>		<u>Accrued</u>		<u>Balance</u>
	11/1/2020	Additions	Interest	Withdrawals	11/30/2020
Goldman Sachs	407,256.42		9.25		407,265.67



**183 South Design-Build Project**  
**Contingency Status**  
 November 30, 2020



**Original Construction Contract Value: \$581,545,700**

<b>Total Project Contingency</b>	<b>\$47,860,000</b>
----------------------------------	---------------------

<b>Obligations</b>	CO#1	City of Austin ILA Adjustment	(\$2,779,934)
	CO#2	Addition of Coping to Soil Nail Walls	\$742,385
	CO#4	Greenroads Implementation	\$362,280
	CO#6	51st Street Parking Trailhead	\$477,583
	CO#9	Patton Interchange Revisions	\$3,488,230
	CO#10	City of Austin Utility (\$1,010,000 - no cost to RMA)	\$0
	CO#17	Boggy Creek Turnaround	\$2,365,876
	CO#21	Wall 125 Differing Site Condition - Part A	\$1,263,577
	CO#26	Roadway Paving Additions	\$1,302,696
	CO#28	Cable Barrier System	\$316,501
	CO#21b	Wall 125 Differing Site Condition - Part B	\$1,292,264
		Others Less than \$300,000 (18)	\$2,508,333
Executed Change Orders		\$11,339,791	
Change Orders Under Negotiation		\$4,890,000	
Potential Contractual Obligations		\$19,120,000	

<b>(-) Total Obligations</b>	<b>\$35,349,791</b>
------------------------------	---------------------

<b>Remaining Project Contingency</b>	<b>\$12,510,209</b>
--------------------------------------	---------------------



**290E Ph. III**  
**Contingency Status**  
 November 30, 2020



**Original Construction Contract Value: \$71,236,424**

<b>Total Mobility Authority Contingency</b>	<b>\$10,633,758</b>
<b>Total TxDOT Project Contingency</b>	<b>\$15,292,524</b>

<b>Obligations</b>	Others Less than \$300,000 (8)	\$152,949
	Executed Change Orders	\$152,949
	Change Orders Under Negotiation	\$274,000
	Potential Contractual Obligations	\$1,860,000

<b>(-) Total Obligations</b>	<b>\$2,286,949</b>
------------------------------	--------------------

<b>Remaining Mobility Authority Contingency</b>	<b>\$8,402,569</b>
<b>Remaining TxDOT Contingency</b>	<b>\$15,236,961</b>



### PERFORMANCE

#### As of November 30, 2020

Current Invested Balance	\$8,910,228,194.78
Weighted Average Maturity (1)	43 Days
Weighted Average Maturity(2)	99 Days
Net Asset Value	1.000188
Total Number of Participants	933
Management Fee on Invested Balance	0.06%*
Interest Distributed	\$1,129,149.21
Management Fee Collected	\$438,350.97
% of Portfolio Invested Beyond 1 Year	7.59%
Standard & Poor's Current Rating	AAAm

#### November Averages

Average Invested Balance	\$8,912,834,273.85
Average Monthly Yield, on a simple basis	0.0944%
Average Weighted Maturity (1)*	46 Days
Average Weighted Life (2)*	104 Days

#### Definition of Weighted Average Maturity (1) & (2)

(1) This weighted average maturity calculation uses the SEC Rule 2a-7 definition for stated maturity for any floating rate instrument held in the portfolio to determine the weighted average maturity for the pool. This Rule specifies that a variable rate instruction to be paid in 397 calendar days or less shall be deemed to have a maturity equal to the period remaining until the next readjustment of the interest rate.  
 (2) This weighted average maturity calculation uses the final maturity of any floating rate instruments held in the portfolio to calculate the weighted average maturity for the pool.

The maximum management fee authorized for the TexSTAR Cash Reserve Fund is 12 basis points. This fee may be waived in full or in part in the discretion of the TexSTAR co-administrators at any time as provided for in the TexSTAR Information Statement.

Rates reflect historical information and are not an indication of future performance.

### HOLIDAY REMINDER

In observance of the Christmas holiday, **TexSTAR will be closed Friday, December 25, 2020.** All ACH transactions initiated on Thursday, December 24th will settle on Monday, December 28th.

In observance of the New Year's Day holiday, **TexSTAR will be closed Friday, January 1, 2021.** All ACH transactions initiated on Thursday, December 31st will settle on Monday, January 4th.

Notification of any early transaction deadlines on the business day preceding the holiday will be sent by email to the primary contact on file for all TexSTAR participants. Please plan accordingly for your liquidity needs.

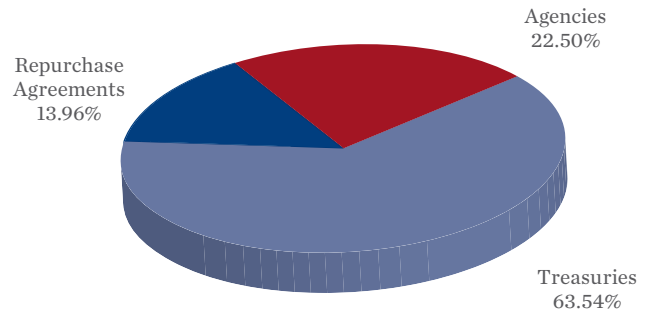
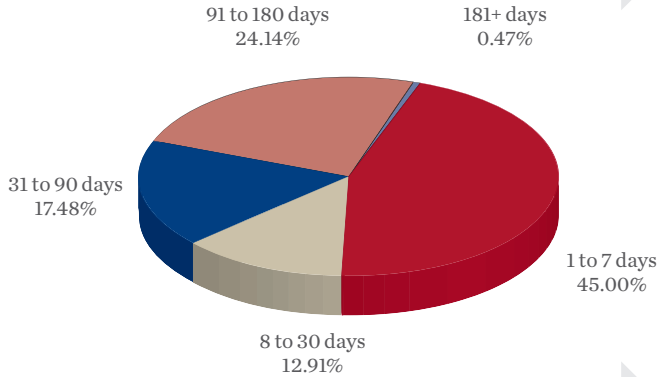
### ECONOMIC COMMENTARY

#### Market review

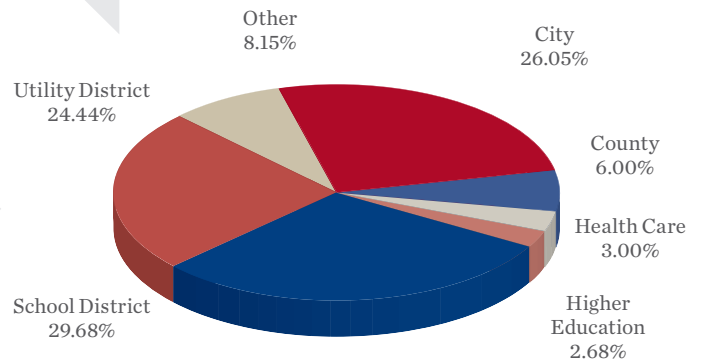
November was a positive month as encouraging news on vaccine developments, the formal start of U.S. President-elect Joe Biden's transition to the White House, and his nomination of former Federal Reserve (Fed) Chair Janet Yellen as the new Treasury Secretary buoyed markets, eclipsed new lockdown measures amid surging virus cases and hospitalizations. Attention now turns to how quickly these vaccines can be approved, manufactured, distributed and administered on a mass scale. In any event, the path to recovery remains challenging, particularly as virus cases are expected to further increase during the holiday season, putting additional stress on the health care system. The U.S. presidential election passed without much impact on markets. We expect Joe Biden to take a more diplomatic approach to foreign policy matters, with less focus on tariff measures and also expect greater focus on climate change initiatives. What still remains to be seen, however, is the fate of the Senate. Our base case is for the Republicans to win at least one of these seats, which would hand them control over the Senate and limit the scope for sizeable fiscal stimulus packages and corporate tax increases. Strong October readings on wholesale and retail inventories, durable goods orders and real consumer spending suggest considerable momentum entering 4Q20, possibly resulting in better than 5% real GDP growth. However, the surging pandemic could mean slower growth at the end of the quarter and into 1Q21. The unemployment rate fell to 6.9% and the economy has now regained 54% of the 22 million jobs lost between February and April but the pace of progress has slowed considerably. On the monetary policy front, the federal funds target rate remained unchanged at a range of 0.00%–0.25%. The Federal Open Market Committee (FOMC) will also maintain its current pace of asset purchases of \$120 billion per month. Fed Chairman Powell stated that both monetary and fiscal policy have played critical roles in combating the effects of the pandemic and will continue to do so under the next administration. U.S. Treasury Secretary Mnuchin announced that several of its emergency lending programs will expire at the end of the year and that unused funds be returned to the Treasury.

## INFORMATION AT A GLANCE

### PORTFOLIO BY TYPE OF INVESTMENT AS OF NOVEMBER 30, 2020



### PORTFOLIO BY MATURITY AS OF NOVEMBER 30, 2020



### DISTRIBUTION OF PARTICIPANTS BY TYPE AS OF NOVEMBER 30, 2020

## HISTORICAL PROGRAM INFORMATION

MONTH	AVERAGE RATE	BOOK VALUE	MARKET VALUE	NET ASSET VALUE	WAM (1)*	WAM (2)*	NUMBER OF PARTICIPANTS
Nov 20	0.0944%	\$8,910,228,194.78	\$8,911,909,859.79	1.000188	46	104	933
Oct 20	0.1150%	9,083,922,054.96	9,085,783,748.92	1.000203	42	100	933
Sep 20	0.1339%	9,297,135,540.13	9,299,528,645.66	1.000257	39	101	932
Aug 20	0.1645%	9,465,008,033.71	9,466,814,693.25	1.000190	29	95	931
Jul 20	0.2003%	10,009,983,894.25	10,012,082,381.15	1.000209	27	101	930
Jun 20	0.1974%	9,671,601,669.74	9,674,049,521.47	1.000253	33	108	927
May 20	0.2444%	9,711,678,322.09	9,714,791,961.71	1.000320	29	103	924
Apr 20	0.4447%	9,402,508,666.82	9,406,011,209.34	1.000372	27	111	923
Mar 20	0.9570%	8,656,111,186.51	8,662,045,828.91	1.000685	27	108	922
Feb 20	1.5641%	9,669,676,298.74	9,671,875,580.06	1.000213	32	84	921
Jan 20	1.5514%	9,728,196,391.64	9,728,681,551.87	1.000027	33	96	920
Dec 19	1.5643%	8,550,355,101.35	8,550,086,726.49	0.999959	36	110	918

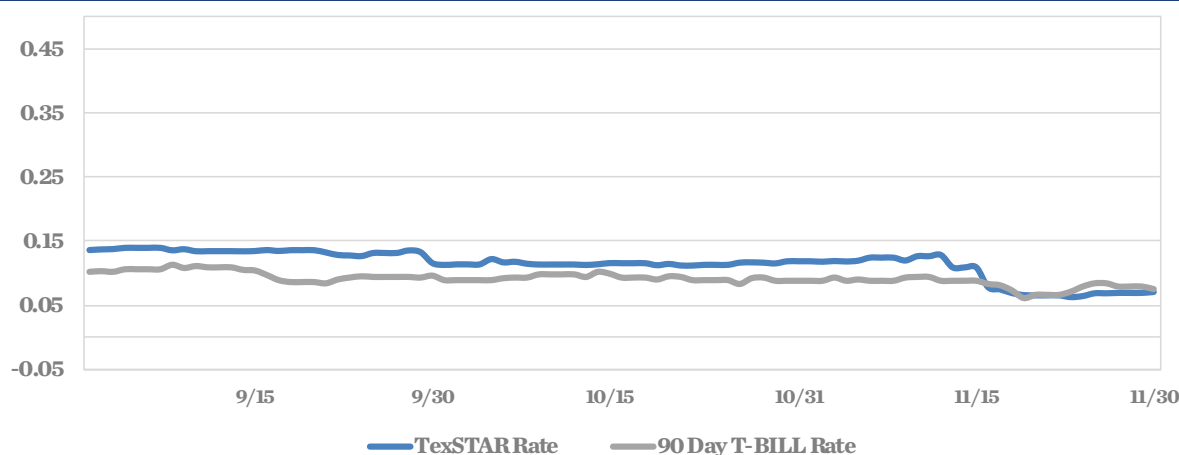
## PORTFOLIO ASSET SUMMARY AS OF NOVEMBER 30, 2020

	BOOK VALUE	MARKET VALUE
Uninvested Balance	\$ 660,689.73	\$ 660,689.73
Accrual of Interest Income	989,978.22	989,978.22
Interest and Management Fees Payable	(1,138,247.25)	(1,138,247.25)
Payable for Investment Purchased	0.00	0.00
Repurchase Agreement	1,243,512,999.91	1,243,512,999.91
Government Securities	7,666,202,774.17	7,667,884,439.18
<b>TOTAL</b>	<b>\$ 8,910,228,194.78</b>	<b>\$ 8,911,909,859.79</b>

Market value of collateral supporting the Repurchase Agreements is at least 102% of the Book Value. The portfolio is managed by J.P. Morgan Chase & Co. and the assets are safekept in a separate custodial account at the Federal Reserve Bank in the name of 18xSTAR. The only source of payment to the Participants are the assets of TexSTAR. There is no secondary source of payment for the pool such as insurance or guarantee. Should you require a copy of the portfolio, please contact TexSTAR Participant Services.



## TEXSTAR VERSUS 90-DAY TREASURY BILL



This material is for information purposes only. This information does not represent an offer to buy or sell a security. The above rate information is obtained from sources that are believed to be reliable; however, its accuracy or completeness may be subject to change. The TexSTAR management fee may be waived in full or in part at the discretion of the TexSTAR co-administrators and the TexSTAR rate for the period shown reflects waiver of fees. This table represents historical investment performance/return to the customer, net of fees, and is not an indication of future performance. An investment in the security is not insured or guaranteed by the Federal Deposit Insurance Corporation or any other government agency. Although the issuer seeks to preserve the value of an investment of \$1.00 per share, it is possible to lose money by investing in the security. Information about these and other program details are in the fund's Information Statement which should be read carefully before investing. The yield on the 90-Day Treasury Bill ("T-Bill Yield") is shown for comparative purposes only. When comparing the investment returns of the TexSTAR pool to the T-Bill Yield, you should know that the TexSTAR pool consists of allocations of specific diversified securities as detailed in the respective Information Statements. The T-Bill Yield is taken from Bloomberg Finance L.P. and represents the daily closing yield on the then current 90-Day T-Bill. The TexSTAR yield is calculated in accordance with regulations governing the registration of open-end management investment companies under the Investment Company Act of 1940 as promulgated from time to time by the federal Securities and Exchange Commission.

### DAILY SUMMARY FOR NOVEMBER 2020

DATE	MNY MKT FUND EQUIV. [SEC Std.]	DAILY ALLOCATION FACTOR	INVESTED BALANCE	MARKET VALUE PER SHARE	WAM DAYS (1)*	WAL DAYS (2)*
11/1/2020	0.1187%	0.000003251	\$9,083,922,054.96	1.000203	39	97
11/2/2020	0.1180%	0.000003233	\$9,139,261,152.61	1.000203	38	95
11/3/2020	0.1191%	0.000003264	\$9,130,555,031.84	1.000202	39	100
11/4/2020	0.1184%	0.000003245	\$9,143,669,571.32	1.000196	45	102
11/5/2020	0.1196%	0.000003276	\$9,119,211,127.54	1.000200	46	105
11/6/2020	0.1243%	0.000003405	\$8,789,825,717.47	1.000196	48	107
11/7/2020	0.1243%	0.000003405	\$8,789,825,717.47	1.000196	48	107
11/8/2020	0.1243%	0.000003405	\$8,789,825,717.47	1.000196	48	107
11/9/2020	0.1199%	0.000003286	\$8,729,370,729.64	1.000189	49	108
11/10/2020	0.1265%	0.000003465	\$8,734,604,092.66	1.000197	49	109
11/11/2020	0.1265%	0.000003465	\$8,734,604,092.66	1.000197	49	109
11/12/2020	0.1284%	0.000003519	\$8,705,043,457.23	1.000190	49	111
11/13/2020	0.1092%	0.000002991	\$8,785,783,203.84	1.000189	47	107
11/14/2020	0.1092%	0.000002991	\$8,785,783,203.84	1.000189	47	107
11/15/2020	0.1092%	0.000002991	\$8,785,783,203.84	1.000189	47	107
11/16/2020	0.0786%	0.000002154	\$8,929,585,461.20	1.000186	45	105
11/17/2020	0.0753%	0.000002063	\$8,977,542,117.41	1.000190	45	103
11/18/2020	0.0697%	0.000001909	\$9,275,177,897.97	1.000190	44	100
11/19/2020	0.0665%	0.000001821	\$9,160,938,338.50	1.000197	47	103
11/20/2020	0.0661%	0.000001810	\$9,005,220,180.58	1.000202	47	104
11/21/2020	0.0661%	0.000001810	\$9,005,220,180.58	1.000202	47	104
11/22/2020	0.0661%	0.000001810	\$9,005,220,180.58	1.000202	47	104
11/23/2020	0.0634%	0.000001737	\$8,946,862,220.26	1.000200	46	103
11/24/2020	0.0650%	0.000001780	\$8,908,941,101.30	1.000197	47	104
11/25/2020	0.0693%	0.000001899	\$8,814,060,864.11	1.000196	46	104
11/26/2020	0.0693%	0.000001899	\$8,814,060,864.11	1.000196	46	104
11/27/2020	0.0699%	0.000001915	\$8,794,967,513.27	1.000196	44	101
11/28/2020	0.0699%	0.000001915	\$8,794,967,513.27	1.000196	44	101
11/29/2020	0.0699%	0.000001915	\$8,794,967,513.27	1.000196	44	101
11/30/2020	0.0713%	0.000001954	\$8,910,228,194.78	1.000188	43	99
<b>Average</b>	<b>0.0944%</b>	<b>0.000002586</b>	<b>\$9,912,834,273.85</b>		<b>46</b>	<b>104</b>



(continued from page 1)

This may have come as a surprise given the expectation that the Fed would extend the corporate credit facilities at least until March or when the pandemic was further in the rear-view. These facilities were really meant to restore market function, liquidity and more appropriate pricing of credit risk when it was dislocated earlier in the year. After months of steady improvement in market conditions, they are no longer needed at this point. Over the month, U.S. Treasury bill yields fell slightly, with the three-month T-bill yield ending down 1.5 basis points (bps) at 0.07% and the one-year T-bill yield down 1 bp ending at 0.11%. With a lack of a new fiscal package to fund, Treasury bill supply is down. In fact, as we enter December, the Treasury will issue fewer T-bills than are maturing; so, in the short term, yields will likely decline even further.

**Outlook**

Government and central bank support appears to have carried economies through the worst of the COVID-19 crisis. The outlook for 2021 has brightened as successful vaccine trials bolster confidence in an economic recovery and a post-pandemic world. The U.S. recovery has progressed well over the past few months, supported by generous fiscal transfers in the second and third quarter of the year. However, the winter COVID surge will weigh on the economy although the drag should be temporary. High frequency activity data coming into the holidays suggests some loss of momentum, but still decent consumer demand as the residual impulse from fiscal stimulus remains and the extent of lockdowns associated with the current wave of COVID cases is less stringent so far. If governments revisit more widespread or restrictive lockdown measures, the near-term risk is a negative spillover to economic activity until the economy can re-open on the back of a vaccine. Consumers have been drawing down on their excess savings to maintain spending. Currently the personal savings rate stand at 13.6% – significantly above the pre-COVID level of 8%. The expiration of CARES Act unemployment benefit programs may put more stress on the consumer in 2021 if additional support is not forthcoming or the vaccine rollout takes longer than expected. We expect the Fed to maintain its accommodative policy stance and continue its quantitative easing program well into the future as underlying inflation trends remain muted. With the very reflationary tail scenario of significant fiscal stimulus plus a strong recovery from the pandemic having faded (given the likely divided government outcome of the U.S. election), we believe it will be several years before the Fed and major central banks raise rates.

This information is an excerpt from an economic report dated November 2020 provided to TexSTAR by JP Morgan Asset Management, Inc., the investment manager of the TexSTAR pool.

**TEXSTAR BOARD MEMBERS**

William Chapman	Central Texas Regional Mobility Authority	Governing Board President
Nell Lange	City of Frisco	Governing Board Vice President
Eric Cannon	City of Allen	Governing Board Treasurer
David Medanich	Hilltop Securities	Governing Board Secretary
Jennifer Novak	J.P. Morgan Asset Management	Governing Board Asst. Sec./Treas
Monte Mercer	North Central TX Council of Government	Advisory Board
Becky Brooks	City of Grand Prairie	Advisory Board
David Pate	Richardson ISD	Advisory Board
James Mauldin	DFW Airport/Non-Participant	Advisory Board
Sandra Newby	Tarrant Regional Water Dist/Non-Participant	Advisory Board
Ron Whitehead	Qualified Non-Participant	Advisory Board

The material provided to TexSTAR from J.P. Morgan Asset Management, Inc., the investment manager of the TexSTAR pool, is for informational and educational purposes only, as of the date of writing and may change at any time based on market or other conditions and may not come to pass. While we believe the information presented is reliable, we cannot guarantee its accuracy. HilltopSecurities is a wholly owned subsidiary of Hilltop Holdings, Inc. (NYSE: HTH) located at 1201 Elm Street, Suite 3500, Dallas, Texas 75270, (214) 859-1800. Member NYSE/FINRA/SIPC. Past performance is no guarantee of future results. Investment Management Services are offered through J.P. Morgan Asset Management Inc. and/or its affiliates. Marketing and Enrollment duties are offered through HilltopSecurities and/or its affiliates. HilltopSecurities and J.P. Morgan Asset Management Inc. are separate entities.



**Exhibit B**

**Financial Statements for December 2020**

**Central Texas Regional Mobility Authority**  
**Income Statement**  
**For the Period Ending December 31, 2020**

	Budget Amount FY 2021	Actual Year to Date	Percent of Budget	Actual Prior Year to Date
<b>REVENUE</b>				
<b>Operating Revenue</b>				
Toll Revenue - Tags	87,282,802	37,019,354	42.41%	47,197,134
Video Tolls	23,301,118	10,482,351	44.99%	11,776,464
Fee Revenue	8,342,080	4,835,337	57.96%	5,032,249
<b>Total Operating Revenue</b>	<b>118,926,000</b>	<b>52,337,042</b>	<b>44.01%</b>	<b>64,005,847</b>
<b>Other Revenue</b>				
Interest Income	2,500,000	292,937	11.72%	2,785,800
Grant Revenue	3,000,000	767,634	25.59%	268,391
Misc Revenue	3,000	34,590	1153.00%	4,111
Gain/Loss on Sale of Asset	-	-	-	11,117
<b>Total Other Revenue</b>	<b>5,503,000</b>	<b>1,095,161</b>	<b>19.90%</b>	<b>3,069,419</b>
<b>TOTAL REVENUE</b>	<b>\$124,429,000</b>	<b>\$53,432,204</b>	<b>42.94%</b>	<b>67,075,266</b>
<b>EXPENSES</b>				
<b>Salaries and Benefits</b>				
Salary Expense-Regular	4,773,694	2,187,457	45.82%	1,959,839
Salary Reserve	80,000	-	-	-
TCDRS	675,000	300,180	44.47%	264,241
FICA	221,877	81,036	36.52%	60,782
FICA MED	72,321	32,178	44.49%	28,537
Health Insurance Expense	513,812	239,077	46.53%	203,565
Life Insurance Expense	8,138	5,357	65.83%	5,142
Auto Allowance Expense	10,200	5,100	50.00%	4,675
Other Benefits	213,038	88,206	41.40%	50,670
Unemployment Taxes	4,608	2,722	59.08%	4
<b>Total Salaries and Benefits</b>	<b>6,572,687</b>	<b>2,941,314</b>	<b>44.75%</b>	<b>2,577,454</b>

**Central Texas Regional Mobility Authority**  
**Income Statement**  
**For the Period Ending December 31, 2020**

	Budget Amount FY 2021	Actual Year to Date	Percent of Budget	Actual Prior Year to Date
<b>Administrative</b>				
<b>Administrative and Office Expenses</b>				
Accounting	8,000	4,257	53.21%	4,222
Auditing	115,000	91,475	79.54%	97,736
Human Resources	52,000	1,695	3.26%	20,180
IT Services	242,000	127,607	52.73%	47,620
Internet	450	-	-	75
Software Licenses	347,000	213,585	61.55%	17,798
Cell Phones	24,185	10,120	41.84%	9,275
Local Telephone Service	95,000	30,211	31.80%	1,538
Overnight Delivery Services	350	31	8.78%	47
Local Delivery Services	50	12	24.56%	25
Copy Machine	15,264	6,360	41.67%	7,632
Repair & Maintenance-General	12,000	771	6.42%	4,064
Meeting Facilities	5,000	-	-	-
Meeting Expense	14,750	1,296	8.78%	8,471
Toll Tag Expense	3,050	900	29.51%	1,150
Parking / Local Ride Share	2,900	29	0.98%	1,019
Mileage Reimbursement	6,800	87	1.28%	1,685
Insurance Expense	450,998	240,314	53.28%	133,654
Rent Expense	570,000	267,849	46.99%	196,075
Building Parking	11,000	118	1.07%	8,480
Legal Services	591,000	106,447	18.01%	226,463
<b>Total Administrative and Office Expenses</b>	<b>2,566,797</b>	<b>1,103,162</b>	<b>42.98%</b>	<b>787,207</b>
<b>Office Supplies</b>				
Books & Publications	4,750	2,266	47.71%	-
Office Supplies	9,500	3,216	33.85%	3,944
Misc Office Equipment	6,750	101	1.50%	2,783
Computer Supplies	36,350	33,054	90.93%	15,182
Copy Supplies	1,500	93	6.18%	1,043
Other Reports-Printing	8,000	-	-	-
Office Supplies-Printed	3,100	-	-	1,478
Postage Expense	1,150	127	11.02%	129
<b>Total Office Supplies</b>	<b>71,100</b>	<b>38,856</b>	<b>54.65%</b>	<b>24,559</b>

**Central Texas Regional Mobility Authority**  
**Income Statement**  
**For the Period Ending December 31, 2020**

	Budget Amount FY 2021	Actual Year to Date	Percent of Budget	Actual Prior Year to Date
<b>Communications and Public Relations</b>				
Graphic Design Services	20,000	-	-	-
Website Maintenance	50,000	21,299	42.60%	7,690
Research Services	115,000	51,623	44.89%	41,368
Communications and Marketing	125,000	49,963	39.97%	118,178
Advertising Expense	150,000	131,843	87.90%	217,963
Direct Mail	5,000	-	-	-
Video Production	10,000	11,520	115.20%	21,623
Photography	5,000	-	-	180
Radio	-	-	-	3,480
Other Public Relations	55,000	-	-	3,918
Promotional Items	-	1,260	-	5,749
Annual Report printing	6,500	553	8.51%	-
Direct Mail Printing	30,000	285	0.95%	-
Other Communication Expenses	33,000	1,662	5.04%	12,271
<b>Total Communications and Public Relations</b>	<b>604,500</b>	<b>270,007</b>	<b>44.67%</b>	<b>432,419</b>
<b>Employee Development</b>				
Subscriptions	2,873	1,180	41.06%	677
Agency Memberships	60,980	35,286	57.87%	39,473
Continuing Education	9,200	275	2.99%	1,159
Professional Development	7,000	-	-	8,735
Other Licenses	1,250	636	50.84%	276
Seminars and Conferences	38,500	(6,694)	-17.39%	7,583
Travel	-	-	-	58,513
<b>Total Employee Development</b>	<b>119,803</b>	<b>30,682</b>	<b>25.61%</b>	<b>116,415</b>
<b>Financing and Banking Fees</b>				
Trustee Fees	48,000	30,100	62.71%	33,600
Bank Fee Expense	2,000	161	8.03%	1,026
Continuing Disclosure	4,000	-	-	134
Arbitrage Rebate Calculation	10,000	9,435	94.35%	9,250
Rating Agency Expense	24,000	7,500	31.25%	64,000
<b>Total Financing and Banking Fees</b>	<b>88,000</b>	<b>47,196</b>	<b>53.63%</b>	<b>108,010</b>
<b>Total Administrative</b>	<b>3,450,200</b>	<b>1,489,903</b>	<b>43.18%</b>	<b>1,468,610</b>

**Central Texas Regional Mobility Authority**  
**Income Statement**  
**For the Period Ending December 31, 2020**

	Budget Amount FY 2021	Actual Year to Date	Percent of Budget	Actual Prior Year to Date
<b>Operations and Maintenance</b>				
<b>Operations and Maintenance Consulting</b>				
GEC-Trust Indenture Support	350,129	316,385	90.36%	188,124
GEC-Financial Planning Support	209,410	90,149	43.05%	21,606
GEC-Toll Ops Support	800,000	84,390	10.55%	123,078
GEC-Roadway Ops Support	682,969	336,705	49.30%	91,394
GEC-Technology Support	741,461	504,272	68.01%	353,300
GEC-Public Information Support	100,000	9,709	9.71%	62,515
GEC-General Support	1,158,085	278,191	24.02%	499,502
General System Consultant	1,082,515	223,843	20.68%	275,342
Traffic Modeling	50,000	33,333	66.67%	-
Traffic and Revenue Consultant	150,000	77,104	51.40%	176,043
<b>Total Operations and Maintenance Consulting</b>	<b>5,324,569</b>	<b>1,954,079</b>	<b>36.70%</b>	<b>1,790,905</b>
<b>Roadway Operations and Maintenance</b>				
Roadway Maintenance	3,963,810	1,511,623	38.14%	1,060,617
Landscape Maintenance	2,665,410	991,075	37.18%	-
Signal & Illumination Maint	50,000	-	-	-
Maintenance Supplies-Roadway	250,000	-	-	16,735
Tools & Equipment Expense	1,500	2,312	154.11%	459
Gasoline	30,500	4,705	15.43%	6,791
Repair & Maintenance - Vehicles	11,000	3,041	27.65%	3,003
Natural Gas	-	1,214	-	-
Electricity - Roadways	250,000	82,993	33.20%	86,220
<b>Total Roadway Operations and Maintenance</b>	<b>7,222,220</b>	<b>2,596,964</b>	<b>35.96%</b>	<b>1,173,826</b>
<b>Toll Processing and Collection Expense</b>				
Image Processing	1,200,000	751,870	62.66%	802,299
Tag Collection Fees	5,000,000	2,940,926	58.82%	2,726,814
Court Enforcement Costs	90,000	-	-	-
DMV Lookup Fees	1,000	-	-	319
<b>Total Processing and Collection Expense</b>	<b>6,291,000</b>	<b>3,692,797</b>	<b>58.70%</b>	<b>3,529,432</b>

**Central Texas Regional Mobility Authority**  
**Income Statement**  
**For the Period Ending December 31, 2020**

	Budget			
	Amount FY	Actual Year to	Percent of	Actual Prior
	2021	Date	Budget	Year to Date
<b>Toll Operations Expense</b>				
Generator Fuel	3,000	-	-	543
Fire and Burglar Alarm	500	247	49.35%	247
Refuse	2,400	719	29.94%	872
Telecommunications	-	-	-	38,258
Water - Irrigation	7,500	2,235	29.79%	2,749
Electricity	500	374	74.85%	121
ETC spare parts expense	50,000	-	-	-
Law Enforcement	300,000	84,276	28.09%	-
ETC Maintenance Contract	4,191,000	1,403,713	33.49%	854,036
ETC Toll Management Center System Operation	534,000	183,058	34.28%	-
ETC Development	1,250,000	581,168	46.49%	401,164
ETC Testing	200,000	1,427	0.71%	-
<b>Total Toll Operations Expense</b>	<b>6,538,900</b>	<b>2,257,216</b>	<b>34.52%</b>	<b>1,297,990</b>
<b>Total Operations and Maintenance</b>	<b>25,376,689</b>	<b>10,501,056</b>	<b>41.38%</b>	<b>7,792,153</b>
<b>Other Expenses</b>				
<b>Special Projects and Contingencies</b>				
HERO	148,000	12,319	8.32%	61,595
Special Projects	-	28,662	-	11,563
71 Express Net Revenue Payment	2,300,000	1,753,776	76.25%	2,295,240
Technology Initiatives	125,000	94,790	75.83%	67,592
Other Contractual Svcs	220,000	101,000	45.91%	46,500
Contingency	750,000	-	-	-
<b>Total Special Projects and Contingencies</b>	<b>3,543,000</b>	<b>1,990,547</b>	<b>56.18%</b>	<b>2,482,491</b>



**Central Texas Regional Mobility Authority**  
**Income Statement**  
**For the Period Ending December 31, 2020**

	Budget			
	Amount FY	Actual Year to	Percent of	Actual Prior
	2021	Date	Budget	Year to Date
<b>Non Cash Expenses</b>				
Amortization Expense	1,000,000	452,500	45.25%	458,520
Amort Expense - Refund Savings	1,050,000	895,618	85.30%	524,983
Dep Exp - Furniture & Fixtures	2,620	1,307	49.88%	1,307
Dep Expense - Equipment	59,000	1,250	2.12%	43,440
Dep Expense - Autos & Trucks	30,000	21,586	71.95%	14,871
Dep Expense - Buildng & Toll Fac	176,800	88,374	49.99%	88,374
Dep Expense - Highways & Bridges	40,000,000	17,392,169	43.48%	15,941,494
Dep Expense - Toll Equipment	4,000,000	1,828,915	45.72%	1,760,348
Dep Expense - Signs	800,000	508,285	63.54%	338,045
Dep Expense - Land Improvements	985,000	442,467	44.92%	516,211
Depreciation Expense - Computers	75,000	96,670	128.89%	36,469
Undevelopable Projects	-	973,161	-	-
<b>Total Non Cash Expenses</b>	<b>48,178,420</b>	<b>22,702,301</b>	<b>47.12%</b>	<b>19,724,063</b>
<b>Total Other Expenses</b>	<b>51,721,420</b>	<b>24,692,848</b>	<b>47.74%</b>	<b>22,206,553</b>
<b>Non Operating Expenses</b>				
Bond Issuance Expense	2,000,000	313,737	15.69%	142,876
Loan Fee Expense	50,000	28,000	56.00%	27,000
Interest Expense	42,091,626	19,036,706	45.23%	19,223,800
CAMPO RIF Payment	-	-	-	3,000,000
Community Initiatives	65,000	57,050	87.77%	44,983
<b>Total Non Operating Expenses</b>	<b>44,206,626</b>	<b>19,435,493</b>	<b>43.97%</b>	<b>22,438,659</b>
<b>TOTAL EXPENSES</b>	<b>\$131,327,621</b>	<b>\$59,060,614</b>	<b>44.97%</b>	<b>\$56,483,429</b>
<b>Net Income</b>	<b>(\$6,898,621)</b>	<b>(\$5,628,410)</b>		<b>10,591,837</b>

**Central Texas Regional Mobility Authority**  
**Balance Sheet**  
**as of December 31, 2020**

	as of 12/31/2020		as of 12/31/2019	
<b>ASSETS</b>				
<b>Current Assets</b>				
<b>Cash</b>				
Regions Operating Account	\$ 1,489,160		\$ 1,641,315	
Cash in TexStar	240,157		238,703	
Regions Payroll Account	195,787		667,556	
<b>Restricted Cash</b>				
Goldman Sachs FSGF 465	443,777,559		215,988,118	
Restricted Cash - TexSTAR	290,606,896		304,916,887	
Overpayments account	719,450		476,582	
<b>Total Cash and Cash Equivalents</b>		<u>737,029,009</u>		<u>523,929,161</u>
<b>Accounts Receivable</b>				
Accounts Receivable	2,770,089		2,776,451	
Due From Other Agencies	65,906		55,062	
Due From TTA	8,883,265		1,153,869	
Due From NTTA	759,548		862,081	
Due From HCTRA	1,917,338		1,122,785	
Due From TxDOT	133,191		1,061,541	
Interest Receivable	97,930		327,930	
<b>Total Receivables</b>		<u>14,627,266</u>		<u>7,359,718</u>
<b>Short Term Investments</b>				
Treasuries	-		9,855,135	
Agencies	-		30,110,859	
<b>Total Short Term Investments</b>		<u>-</u>		<u>39,965,994</u>
<b>Total Current Assets</b>		<u>751,656,275</u>		<u>571,254,873</u>
<b>Total Construction in Progress</b>		665,772,733		540,989,129
<b>Fixed Assets (Net of Depreciation and Amortization)</b>				
Computers	382,282		545,858	
Computer Software	2,943,422		3,860,568	
Furniture and Fixtures	6,099		8,712	
Equipment	3,374		6,082	
Autos and Trucks	51,833		52,283	
Buildings and Toll Facilities	4,682,140		4,858,888	
Highways and Bridges	1,176,094,296		1,185,476,654	
Toll Equipment	21,044,332		24,733,354	
Signs	13,720,823		13,485,364	
Land Improvements	7,526,670		8,411,604	
Right of way	88,149,606		88,149,606	
Leasehold Improvements	113,926		160,069	
<b>Total Fixed Assets</b>		<u>1,314,718,803</u>		<u>1,329,749,040</u>
<b>Other Assets</b>				
Intangible Assets-Net	136,950,371		101,889,542	
2005 Bond Insurance Costs	3,754,187		3,967,695	
Prepaid Insurance	409,658		415,116	
Deferred Outflows (pension related)	198,767		866,997	
Pension Asset	896,834		177,226	
<b>Total Other Assets</b>		<u>142,209,817</u>		<u>107,316,576</u>
<b>Total Assets</b>		<u><u>\$ 2,874,357,628</u></u>		<u><u>\$ 2,549,309,618</u></u>

**Central Texas Regional Mobility Authority**  
**Balance Sheet**  
**as of December 31, 2020**

	as of 12/31/2020		as of 12/31/2019	
<b>LIABILITIES</b>				
<b>Current Liabilities</b>				
Accounts Payable	\$	6,643,409	\$	477,900
Construction Payable		17,972,436		24,203,523
Overpayments		722,663		479,730
Interest Payable		25,825,894		27,684,951
Due to other Funds		1,687,633		-
Deferred Compensation Payable		41,756		-
TCDRS Payable		93,895		74,124
Medical Reimbursement Payable		3,798		-
Due to other Agencies		3,749		3,216
Due to TTA		956,575		536,268
Due to NTTA		55,799		58,799
Due to HCTRA		69,067		83,551
Due to Other Entities		1,963,111		922,288
71E TxDOT Obligation - ST		3,022,377		4,018,379
<b>Total Current Liabilities</b>			<b>59,062,162</b>	<b>58,542,730</b>
<b>Long Term Liabilities</b>				
Compensated Absences		543,329		541,425
Deferred Inflows (pension related)		164,402		206,675
<b>Long Term Payables</b>			<b>707,731</b>	<b>748,100</b>
<b>Bonds Payable</b>				
<b>Senior Lien Revenue Bonds:</b>				
Senior Lien Revenue Bonds 2010		78,330,332		79,941,350
Senior Lien Revenue Bonds 2011		18,000,462		16,920,410
Senior Refunding Bonds 2013		10,840,000		136,405,000
Senior Lien Revenue Bonds 2015		298,790,000		298,790,000
Senior Lien Put Bnd 2015		-		68,785,000
Senior Lien Refunding Revenue Bonds 2016		356,785,000		358,030,000
Senior Lien Revenue Bonds 2018		44,345,000		44,345,000
Senior Lien Revenue Bonds 2020A		50,265,000		-
Senior Lien Refunding Bonds 2020B		57,120,000		-
Senior Lien Refunding Bonds 2020C		138,435,000		-
Senior Lien Revenue Bonds 2020E		167,160,000		-
Sn Lien Rev Bnd Prem/Disc 2013		3,876,421		5,371,070
Sn Lien Revenue Bnd Prem 2015		17,786,086		18,982,591
Sn Lien Put Bnd Prem 2015		-		931,202
Senior lien premium 2016 revenue bonds		40,944,097		45,217,261
Sn Lien Revenue Bond Premium 2018		3,549,651		3,816,224
Senior Lien Revenue Bond Premium 2020A		11,629,428		-
Senior Lien Refunding Bond Premium 2020B		12,574,269		-
Senior Lien Revenue Bonds Premium 2020E		28,284,689		-
<b>Total Senior Lien Revenue Bonds</b>			<b>1,338,715,435</b>	<b>1,077,535,108</b>
<b>Sub Lien Revenue Bonds:</b>				
Sub Lien Refunding Bonds 2013		7,790,000		98,295,000
Sub Lien Refunding Bonds 2016		73,490,000		73,905,000
Subordinated Lien BANs 2018		46,020,000		46,020,000
Sub Lien Refunding Bonds 2020D		99,705,000		-
Subordinated Lien BANs 2020F		110,875,000		-
Subordinate Lien Refunding Bonds 2020G		61,570,000		-
Sub Refunding 2013 Prem/Disc		827,120		1,165,394
Sub Refunding 2016 Prem/Disc		7,033,357		7,872,723
Sub Lien BANS 2018 Premium		529,133		1,058,266
Subordinated Lien BANs 2020F premium		16,011,459		-
Subordinated Lien Refunding Bonds Premium 2020G		7,774,177		-
<b>Total Sub Lien Revenue Bonds</b>			<b>431,625,246</b>	<b>228,316,383</b>

**Central Texas Regional Mobility Authority**  
**Balance Sheet**  
**as of December 31, 2020**

	as of 12/31/2020	as of 12/31/2019
<b>Other Obligations</b>		
TIFIA Note 2015	301,638,800	292,537,916
TIFIA Note 2019	52,692	51,164
SIB Loan 2015	-	33,695,520
State Highway Fund Loan 2015	-	33,695,550
State 45SW Loan	-	63,668,777
71E TxDOT Obligation - LT	60,728,211	60,728,211
Regions 2017 MoPAC Note	24,990,900	24,990,900
<b>Total Other Obligations</b>	<u>387,410,602</u>	<u>509,368,038</u>
<b>Total Long Term Liabilities</b>	<u>2,158,459,014</u>	<u>1,815,967,629</u>
<b>Total Liabilities</b>	<u><b>2,217,521,176</b></u>	<u><b>1,874,510,359</b></u>
	<b>NET ASSETS</b>	
Contributed Capital	121,462,104	121,202,391
Net Assets Beginning	547,915,821	543,574,433
Current Year Operations	(12,541,473)	10,022,434
<b>Total Net Assets</b>	<u><b>656,836,452</b></u>	<u><b>674,799,259</b></u>
<b>Total Liabilities and Net Assets</b>	<u><b>\$ 2,874,357,628</b></u>	<u><b>\$ 2,549,309,618</b></u>

**Central Texas Regional Mobility Authority**  
**Statement of Cash Flow**  
**as of December 31, 2020**

**Cash flows from operating activities:**

Receipts from toll revenues	\$	45,240,619
Receipts from interest income		162,937
Payments to vendors		(11,566,902)
Payments to employees		(3,000,927)
Net cash flows provided by (used in) operating activities		30,835,727

**Cash flows from capital and related financing activities:**

Proceeds from notes payable		319,498,752
Receipts from Department of Transportation		-
Interest payments		(30,914,137)
Acquisitions of construction in progress		(41,645,917)
Net cash flows provided by (used in) capital and related financing activities		246,938,699

**Cash flows from investing activities:**

Purchase of investments		(76,694,899)
Proceeds from sale or maturity of investments		98,925,560
Net cash flows provided by (used in) investing activities		21,465,043
Net increase (decrease) in cash and cash equivalents		299,239,469
Cash and cash equivalents at beginning of period		146,942,487
Cash and cash equivalents at end of period	\$	446,181,956

**Reconciliation of change in net assets to net cash provided by operating activities:**

Operating income		\$ 13,004,858
Adjustments to reconcile change in net assets to net cash provided by operating activities:		
Depreciation and amortization		22,303,679
Changes in assets and liabilities:		
(Increase) decrease in accounts receivable		(7,096,424)
(Increase) decrease in prepaid expenses and other assets		(140,467)
(Decrease) increase in accounts payable		(3,733,078)
Increase (decrease) in accrued expenses		6,590,810
(Decrease) increase in Pension Asset		(719,608)
(Increase) in deferred outflows of resources		668,230
(Increase) in deferred inflows of resources		(42,273)
Total adjustments		17,830,869
Net cash flows provided by (used in) operating activities	\$	30,835,727

**Reconciliation of cash and cash equivalents:**

Unrestricted cash and cash equivalents		\$ 2,404,397
Restricted cash and cash equivalents		443,777,559
Total	\$	446,181,956

INVESTMENTS by FUND

		Balance December 31, 2020	
Renewal & Replacement Fund			
TexSTAR	403,255.20		290,847,052.60
Goldman Sachs	14,109.61		424,440,913.11
Agencies/ Treasuries		417,364.81	-
Grant Fund			\$ 715,287,965.71
TexSTAR	4,453,958.91		
Goldman Sachs	5,626,154.92		
Agencies/ Treasuries		10,080,113.83	
Senior Debt Service Reserve Fund			
TexSTAR	78,579,006.05		
Goldman Sachs	14,140,399.35		
Agencies/ Treasuries		92,719,405.40	
2010 Senior Lien DSF			
Goldman Sachs	60,632.54	60,632.54	
2011 Debt Service Acct			
Goldman Sachs	789,191.00	789,191.00	
2013 Sr Debt Service Acct			
Goldman Sachs	4,488,603.99	4,488,603.99	
2013 Sub Debt Service Account			
Goldman Sachs	3,051,264.36	3,051,264.36	
2013 Sub Debt Service Reserve Fund			
Goldman Sachs	59.70	780,687.28	
TexSTAR	780,627.58		
2015 Sr Capitalized Interest			
Goldman Sachs	3.75	10,326,126.82	
TexSTAR	10,326,123.07		
2015B Debt Service Account			
Goldman Sachs	-	-	
2016 Sr Lien Rev Refunding Debt Service Account			
Goldman Sachs	17,183,547.53	17,183,547.53	
2016 Sub Lien Rev Refunding Debt Service Account			
Goldman Sachs	2,098,252.10	2,098,252.10	
2016 Sub Lien Rev Refunding DSR			
Goldman Sachs	6,992,362.01	6,992,362.01	
Agencies/ Treasuries		-	
Operating Fund			
TexSTAR	240,156.68		
TexSTAR-Trustee	2,701,998.18		
Goldman Sachs	460,378.09	3,402,532.95	
Revenue Fund			
Goldman Sachs	651,821.80	651,821.80	
General Fund			
TexSTAR	79,871,257.43		
Goldman Sachs	8,671,139.03	88,542,396.46	
Agencies/ Treasuries		-	
71E Revenue Fund			
Goldman Sachs	15,506,663.25	15,506,663.25	
MoPac Revenue Fund			
Goldman Sachs	572.08	572.08	
MoPac General Fund			
Goldman Sachs	10,154,525.36	10,154,525.36	
MoPac Operating Fund			
Goldman Sachs	2,108,484.35	2,108,484.35	
MoPac Loan Repayment Fund			
Goldman Sachs	-	0.00	
2015B Project Account			
Goldman Sachs	15,973,657.83		
TexSTAR	26,346,088.96	42,319,746.79	
2015 TIFIA Project Account			
Goldman Sachs	33,289.81		
TexSTAR	63,379,208.71		
Agencies/ Treasuries		63,412,498.52	
2015 TIFIA Debt Service Reserve Fund			
Goldman Sachs	3,552,727.61	3,552,727.61	
2011 Sr Financial Assistance Fund			
Goldman Sachs	-	10,835,438.93	
TexSTAR	10,835,438.93		
2018 Sr Lien Project Cap I			
Goldman Sachs	4,631,385.18	4,631,385.18	
2018 Sr Lien Project Account			
Goldman Sachs	2,467,374.33		
TexSTAR	12,929,932.90	15,397,307.23	
2018 Sub Debt Service Account			
Goldman Sachs	920,456.58	920,456.58	
2019 TIFIA Sub Lien Project Account			
Goldman Sachs	50,967.17	50,967.17	
2020A Senior Lien Debt Service Acct			
Goldman Sachs	1,256,702.03	1,256,702.03	
2020 SH 45SW Project Account			
Goldman Sachs	1,073,642.72	1,073,642.72	
2020B Senior Lien Debt Service Account			
Goldman Sachs	1,668,521.17	1,668,521.17	
2020C Senior Lien Debt Service Account			
Goldman Sachs	1,028,776.90	1,028,776.90	
2020D Senior Lien Debt Service Account			
Goldman Sachs	1,353,351.93	1,353,351.93	
2020D Sub Debt Service Reserve Fund			
Goldman Sachs	8,116,718.35	8,116,718.35	
2020E Senior Lien Project Account			
Goldman Sachs	151,445,917.83	151,445,917.83	
2020E Senior Lien Project Cap Interest			
Goldman Sachs	33,716,391.36	33,716,391.36	
2020F Sub Lien Project Account			
Goldman Sachs	103,386,337.05	103,386,337.05	
2020F Sub Lien Deb Service Account			
Goldman Sachs	646,770.83	646,770.83	
2020G Sub Lien Debt Service Account			
Goldman Sachs	389,509.59	389,509.59	
2020G Sub Lien Debt Service Reserve Account			
Goldman Sachs	730,250.02	730,250.02	
		<u>730,250.02</u>	
		<u>\$ 715,287,965.71</u>	

CTRMA INVESTMENT REPORT

	Month Ending 12/31/2020					Rate December	
	Balance 12/1/2020	Additions	Discount Amortization	Accrued Interest	Withdrawals		Balance 12/31/2020
<b>Amount in Trustee TexStar</b>							
2011 Sr Lien Financial Assist Fund	10,834,816.75			622.18		10,835,438.93	0.0676%
2013 Sub Lien Debt Service Reserve General Fund	780,582.75			44.83		780,627.58	0.0676%
Trustee Operating Fund	51,867,089.76	28,000,000.00		4,167.67		79,871,257.43	0.0676%
Renewal and Replacement Grant Fund	3,201,808.92	3,000,000.00		189.26	3,500,000.00	2,701,998.18	0.0676%
Senior Lien Debt Service Reserve Fund	403,232.05			23.15		403,255.20	0.0676%
2015A Sr Ln Project Cap Interest	4,453,703.15			255.76		4,453,958.91	0.0676%
2015B Sr Ln Project	78,574,494.08			4,511.97		78,579,006.05	0.0676%
2015C TIFIA Project	10,325,530.14			592.93		10,326,123.07	0.0676%
2018 Sr Lien Project Account	26,344,576.18			1,512.78		26,346,088.96	0.0676%
	65,139,606.88			3,683.48	1,764,081.65	63,379,208.71	0.0676%
	14,729,163.54			769.36	1,800,000.00	12,929,932.90	0.0676%
	266,654,604.20	31,000,000.00		16,373.37	7,064,081.65	290,606,895.92	
<b>Amount in TexStar Operating Fund</b>							
	240,142.89	3,500,000.00		13.79	3,500,000.00	240,156.68	0.0676%
<b>Goldman Sachs</b>							
Operating Fund	394,844.37	3,067,729.04		4.84	3,002,200.16	460,378.09	0.0255%
2020 SH 45SW Project Account	1,081,412.34			18.25	7,787.87	1,073,642.72	0.0255%
2020A Senior Lien Debt Service Account	1,047,309.08	209,377.43		15.52		1,256,702.03	0.0255%
2020B Senior Lien Debt Service Account	1,400,396.89	268,103.40		20.88		1,668,521.17	0.0255%
2020C Senior Lien Debt Service Account	685,847.24	342,921.61		8.05		1,028,776.90	0.0255%
2020D Sub Lien Debt Service Account	541,340.13	812,005.45		6.35		1,353,351.93	0.0255%
2020D Sub Debt Service Reserve Fund	8,116,581.40			136.95		8,116,718.35	0.0255%
2020 Good Faith Deposit Account	0.00			0.00		0.00	0.0255%
2020E Sr Lien Bond Proceeds Clearance Fund	0.00			0.00		0.00	0.0255%
2020E Sr Lien Cost of Issuance Fund	0.00			0.00		0.00	0.0255%
2020E Sr Lien Project Account	151,445,118.20			799.63		151,445,917.83	0.0255%
2020E Sr Ln Project Cap Interest	33,716,213.34			178.02		33,716,391.36	0.0255%
2020F Sub Lien Cost of Issuance Fund	0.00			0.00		0.00	0.0255%
2020F Sub Lien Bond Proceeds Clearance Fund	0.00			0.00		0.00	0.0255%
2020F Sub Lien Project Account	104,787,925.29	33,830.41		655.13	1,436,073.78	103,386,337.05	0.0255%
2020F Sub Lien Debt Service Account	0.00	646,770.83		0.00		646,770.83	0.0255%
2020G Sub Lien Cost of Issuance Fund	0.00			0.00		0.00	0.0255%
2020G Sub Lien Bond Proceeds Clearance Fund	0.00			0.00		0.00	0.0255%
2020G Sub Lien Debt Service Account	91,694.91	297,814.24		0.44		389,509.59	0.0255%
2020G Sub Debt Service Reserve Fund	631,666.37	98,580.31		3.34		730,250.02	0.0255%
2011 Sr Financial Assistance Fund	0.00			0.00		0.00	0.0255%
2010 Senior DSF	60,631.52			1.02		60,632.54	0.0255%
2011 Senior Lien Debt Service Account	789,177.68			13.32		789,191.00	0.0255%
2013 Senior Lien Debt Service Account	4,488,528.26			75.73		4,488,603.99	0.0255%
2013 Sub Debt Service Reserve Fund	59.70			0.00		59.70	0.0255%
2013 Subordinate Debt Service Account	3,051,212.88			51.48		3,051,264.36	0.0255%
2015A Sr Ln Project Cap Interest	0.00			3.75		3.75	0.0255%
2015B Project Account	15,973,388.31			269.52		15,973,657.83	0.0255%
2015C TIFIA Project Account	5,969.46	1,764,081.65		0.43	1,736,761.73	33,289.81	0.0255%
2015C TIFIA Debt Service Reserve Fund	2,960,585.74	592,098.00		43.87		3,552,727.61	0.0255%
2015E Sub Lien SIB DSA	0.00			5.46	5.46	0.00	0.0255%
2015 Sub Lien SHF DSA	0.00			5.46	5.46	0.00	0.0255%
2015E Sub Lien SIB DSRF	0.00			3.01	3.01	0.00	0.0255%
2015D Sub Lien SHF DSRF	0.00			3.01	3.01	0.00	0.0255%
2015B Debt Service Acct	20.95			0.00	20.95	0.00	0.0255%
2016 Sr Lien Rev Refunding Debt Service Account	15,271,060.65	1,912,248.85		238.03		17,183,547.53	0.0255%
2016 Sub Lien Rev Refunding Debt Service Account	1,785,140.87	313,084.33		26.90		2,098,252.10	0.0255%
2016 Sub Lien Rev Refunding DSR	6,992,244.03			117.98		6,992,362.01	0.0255%
2018 Sr Lien Project Cap I	4,631,307.04			78.14		4,631,385.18	0.0255%
2018 Sr Lien Project Account	782,902.28	4,025,331.86		4.69	2,340,864.50	2,467,374.33	0.0255%
2018 Sub Debt Service Account	767,229.44	153,215.77		11.37		920,456.58	0.0255%
2019 TIFIA Sub Lien Project Account	50,966.31			0.86		50,967.17	0.0255%
Grant Fund	5,626,059.99			94.93		5,626,154.92	0.0255%
Renewal and Replacement	14,109.37			0.24		14,109.61	0.0255%
Revenue Fund	1,627,919.97	8,864,949.51		73.75	9,841,121.43	651,821.80	0.0255%
General Fund	42,006,337.02	79,986.34		345.43	33,415,529.76	8,671,139.03	0.0255%
Senior Lien Debt Service Reserve Fund	14,140,259.10			140.25		14,140,399.35	0.0255%
71E Revenue Fund	15,142,496.67	525,400.63		246.86	161,480.91	15,506,663.25	0.0255%
MoPac Revenue Fund	16,972.68	188,622.15		0.71	205,023.46	572.08	0.0255%
MoPac General Fund	10,431,844.34			176.50	277,495.48	10,154,525.36	0.0255%
MoPac Operating Fund	2,083,685.53	230,434.08		30.85	205,666.11	2,108,484.35	0.0255%
MoPac Loan Repayment Fund	33,793.64	35,041.53		0.09	68,835.26	0.00	0.0255%
	452,674,252.99	24,461,627.42		3,911.04	52,698,878.34	424,440,913.11	
<b>Certificates of Deposit</b>							
Total in Pools	266,894,747.09	34,500,000.00		16,387.16	10,564,081.65	290,847,052.60	
Total in GS FSGF	452,674,252.99	24,461,627.42		3,911.04	52,698,878.34	424,440,913.11	
<b>Total Invested</b>	<b>719,569,000.08</b>	<b>58,961,627.42</b>		<b>20,298.20</b>	<b>63,262,959.99</b>	<b>715,287,965.71</b>	

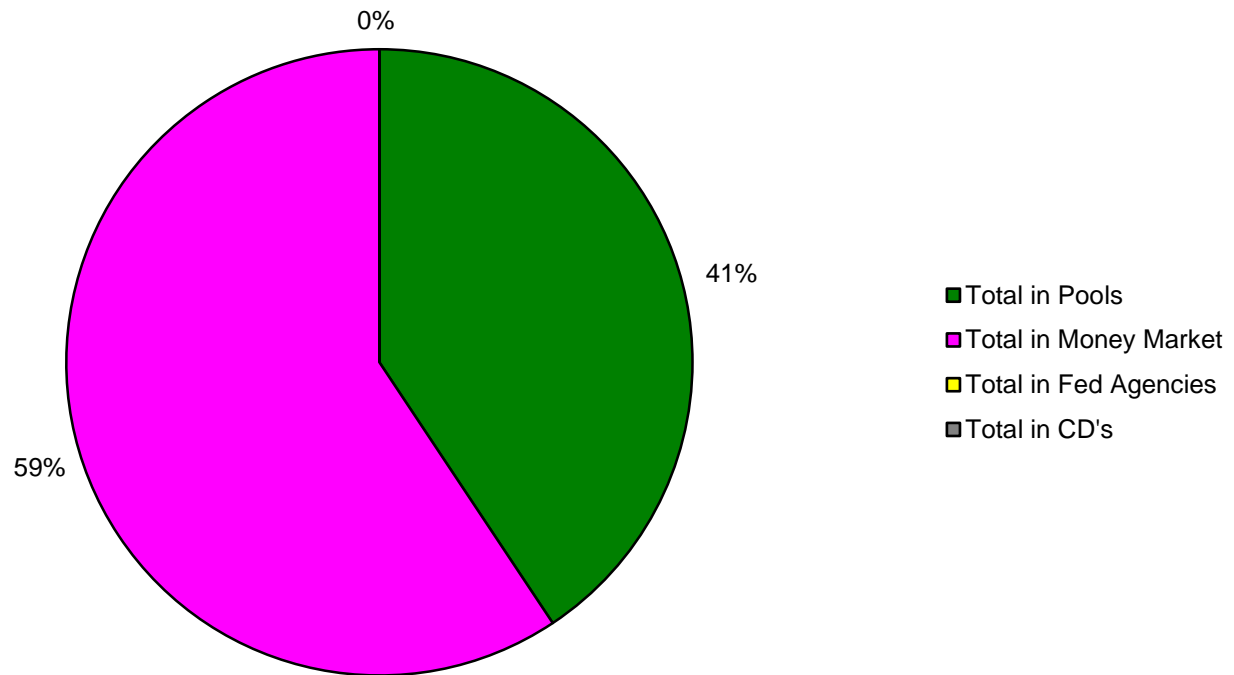
All Investments in the portfolio are in compliance with the CTRMA's Investment policy and the relevant provisions of the Public Funds Investment Act Chapter 2256.023

William Chapman, CFO

Mary Temple, Controller

12/31/2020

## Allocation of Funds





## ESCROW FUNDS

### Travis County Escrow Fund - Elroy Road

	<u>Balance</u>		<u>Accrued</u>		<u>Balance</u>
	12/1/2020	Additions	Interest	Withdrawals	12/31/2020
Goldman Sachs	16,962,625.92		295.14	13,861.52	16,949,059.54

### Travis County Escrow Fund - Ross Road

	<u>Balance</u>		<u>Accrued</u>		<u>Balance</u>
	12/1/2020	Additions	Interest	Withdrawals	12/31/2020
Goldman Sachs	300,595.01		5.07	47,833.18	252,766.90

### Berstrom Expressway 183S Escrow Account

	<u>Balance</u>		<u>Accrued</u>		<u>Balance</u>
	12/1/2020	Additions	Interest	Withdrawals	12/31/2020
Goldman Sachs	3.75		-	3.75	-

### Travis County Escrow Fund - Old San Antonio Road

	<u>Balance</u>		<u>Accrued</u>		<u>Balance</u>
	12/1/2020	Additions	Interest	Withdrawals	12/31/2020
Goldman Sachs	342,359.00		5.78		342,364.78

### Travis County Escrow Fund - Old Lockhart Road

	<u>Balance</u>		<u>Accrued</u>		<u>Balance</u>
	12/1/2020	Additions	Interest	Withdrawals	12/31/2020
Goldman Sachs	457,458.64		7.72		457,466.36

### Travis County Escrow Fund - County Line Road

	<u>Balance</u>		<u>Accrued</u>		<u>Balance</u>
	12/1/2020	Additions	Interest	Withdrawals	12/31/2020
Goldman Sachs	701,914.03		11.84	5,569.14	696,356.73

### Travis County Escrow Fund - South Pleasant Valley Road

	<u>Balance</u>		<u>Accrued</u>		<u>Balance</u>
	12/1/2020	Additions	Interest	Withdrawals	12/31/2020
Goldman Sachs	399,773.35		6.75	5,515.78	394,264.32

### Travis County Escrow Fund - Thaxton Road

	<u>Balance</u>		<u>Accrued</u>		<u>Balance</u>
	12/1/2020	Additions	Interest	Withdrawals	12/31/2020
Goldman Sachs	198,173.31		3.34	428.36	197,748.29

### Travis County Escrow Fund - Pearce Lane Road

	<u>Balance</u>		<u>Accrued</u>		<u>Balance</u>
	12/1/2020	Additions	Interest	Withdrawals	12/31/2020
Goldman Sachs	407,265.67		6.87	6,908.22	400,364.32



**183 South Design-Build Project**  
**Contingency Status**  
 December 31, 2020



**Original Construction Contract Value: \$581,545,700**

<b>Total Project Contingency</b>	<b>\$47,860,000</b>
----------------------------------	---------------------

<b>Obligations</b>	CO#1 City of Austin ILA Adjustment	(\$2,779,934)
	CO#2 Addition of Coping to Soil Nail Walls	\$742,385
	CO#4 Greenroads Implementation	\$362,280
	CO#6 51st Street Parking Trailhead	\$477,583
	CO#9 Patton Interchange Revisions	\$3,488,230
	CO#10 City of Austin Utility (\$1,010,000 - no cost to RMA)	\$0
	CO#17 Boggy Creek Turnaround	\$2,365,876
	CO#21 Wall 125 Differing Site Condition - Part A	\$1,263,577
	CO#26 Roadway Paving Additions	\$1,302,696
	CO#28 Cable Barrier System	\$316,501
	CO#21b Wall 125 Differing Site Condition - Part B	\$1,292,264
	Others Less than \$300,000 (20)	\$2,508,333
<b>Executed Change Orders</b>		<b>\$11,339,791</b>
<b>Change Orders Under Negotiation</b>		<b>\$1,210,000</b>
<b>Potential Contractual Obligations</b>		<b>\$13,710,000</b>

<b>(-) Total Obligations</b>	<b>\$26,259,791</b>
------------------------------	---------------------

<b>Remaining Project Contingency</b>	<b>\$21,600,209</b>
--------------------------------------	---------------------



**290E Ph. III**  
**Contingency Status**  
 December 31, 2020



**Original Construction Contract Value: \$71,236,424**

<b>Total Mobility Authority Contingency</b>	<b>\$10,633,758</b>
<b>Total TxDOT Project Contingency</b>	<b>\$15,292,524</b>

<b>Obligations</b>	Others Less than \$300,000 (8)	\$152,949
	Executed Change Orders	\$152,949
	Change Orders Under Negotiation	\$420,000
	Potential Contractual Obligations	\$1,860,000

<b>(-) Total Obligations</b>	<b>\$2,432,949</b>
------------------------------	--------------------

<b>Remaining Mobility Authority Contingency</b>	<b>\$8,402,569</b>
<b>Remaining TxDOT Contingency</b>	<b>\$15,091,219</b>



## PERFORMANCE

### As of December 31, 2020

Current Invested Balance	\$8,682,050,804.34
Weighted Average Maturity (1)	45 Days
Weighted Average Maturity(2)	97 Days
Net Asset Value	1.000183
Total Number of Participants	933
Management Fee on Invested Balance	0.06%*
Interest Distributed	\$932,255.30
Management Fee Collected	\$437,736.27
% of Portfolio Invested Beyond 1 Year	6.63%
Standard & Poor's Current Rating	AAAm

Rates reflect historical information and are not an indication of future performance.

### December Averages

Average Invested Balance	\$8,612,649,681.18
Average Monthly Yield, on a simple basis	0.0676%
Average Weighted Maturity (1)*	42 Days
Average Weighted Life (2)*	96 Days

#### Definition of Weighted Average Maturity (1) & (2)

(1) This weighted average maturity calculation uses the SEC Rule 2a-7 definition for stated maturity for any floating rate instrument held in the portfolio to determine the weighted average maturity for the pool. This Rule specifies that a variable rate instruction to be paid in 397 calendar days or less shall be deemed to have a maturity equal to the period remaining until the next readjustment of the interest rate.

(2) This weighted average maturity calculation uses the final maturity of any floating rate instruments held in the portfolio to calculate the weighted average maturity for the pool.

The maximum management fee authorized for the TexSTAR Cash Reserve Fund is 12 basis points. This fee may be waived in full or in part in the discretion of the TexSTAR co-administrators at any time as provided for in the TexSTAR Information Statement.

## HOLIDAY REMINDER

In observance of Martin Luther King Jr. holiday, **TexSTAR will be closed Monday, January 18, 2021.** All ACH transactions initiated on Friday, January 15th will settle on Tuesday, January 19th.

## ECONOMIC COMMENTARY

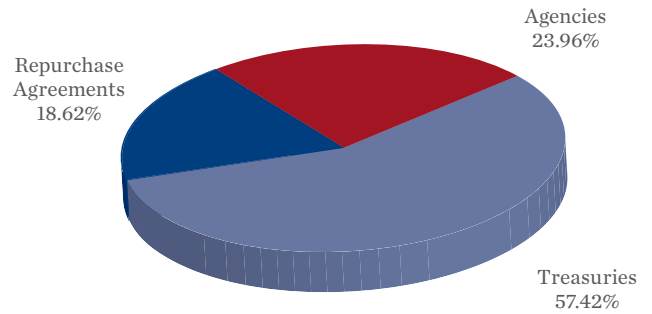
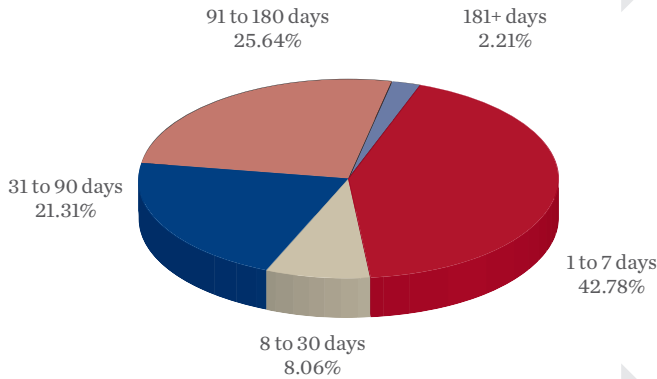
### Market review

Despite a surge in COVID-19 cases in which new infection rates topped previous highs in both Europe and the U.S., with limits to intensive care capacity causing governments to impose new restrictions, risk assets continued to perform well in December to end what is likely the most unprecedented year in modern history. The anticipation of widely distributed vaccine rollouts, approval of an additional COVID relief package, and the end of U.S. election jitters lifted market sentiment. With the U.S. Presidential election over and President-elect Joe Biden set to take office this month, what still remains to be seen at the time of this writing, is the fate of the Senate. Two special run-off elections in the state of Georgia will determine which party holds the balance of power. Conversations of a blue wave are now dominating market narrative. The runoff races were very tight, with Democratic candidate Raphael Warnock defeating the incumbent Republican Kelly Loeffler, while the race between Democrat Jon Ossoff and Republican David Perdue is still too close to call. If Democrats control both the House and the Senate, this increases the likelihood for lawmakers to approve additional fiscal stimulus in 2021.

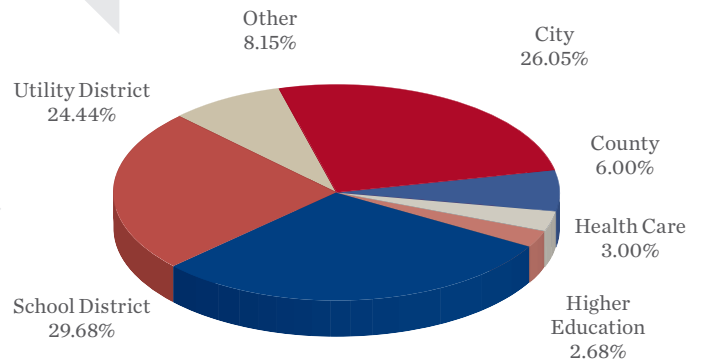
Despite the rebound in activity and expected further recovery as a vaccine allows for a fuller re-opening, rising virus cases have coincided with a slowdown in hiring. Nonfarm payrolls increased by 245,000 in November, their weakest pace since the start of the recovery, and the unemployment rate fell slightly to 6.7%. The labor force participation rate fell to 61.5%, with 4.1 million fewer people in the labor force than pre-pandemic in February. Wages grew 0.3% month over month (m/m) for all workers and for production and non-supervisory workers, up 4.4% and 4.5% year over year (y/y), respectively. Although 56% of the jobs lost between February and April have been regained, only about 7% of that has come since September, reflecting the enduring challenges of social distancing, health risks and the surging pandemic to businesses and job growth. Job gains are likely to continue to moderate in the months ahead. November inflation figures came in below the Fed's 2% average target. While low energy prices and slack in the economy continue to put downward pressure on inflation, price pressures appear stronger than what would have been expected in the wake of a downturn as severe as the 2020 COVID recession.

## INFORMATION AT A GLANCE

### PORTFOLIO BY TYPE OF INVESTMENT AS OF DECEMBER 31, 2020



### PORTFOLIO BY MATURITY AS OF DECEMBER 31, 2020



### DISTRIBUTION OF PARTICIPANTS BY TYPE AS OF DECEMBER 31, 2020

## HISTORICAL PROGRAM INFORMATION

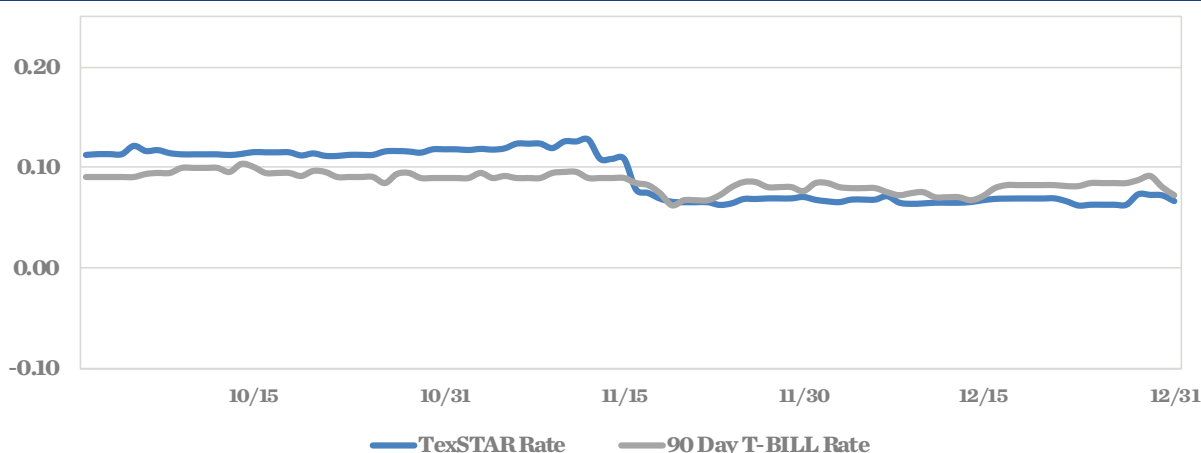
MONTH	AVERAGE RATE	BOOK VALUE	MARKET VALUE	NET ASSET VALUE	WAM (1)*	WAM (2)*	NUMBER OF PARTICIPANTS
Dec 20	0.0676%	\$8,682,050,804.34	\$8,683,648,113.09	1.000183	42	96	933
Nov 20	0.0944%	8,910,228,194.78	8,911,909,859.79	1.000188	46	104	933
Oct 20	0.1150%	9,083,922,054.96	9,085,783,748.92	1.000203	42	100	933
Sep 20	0.1339%	9,297,135,540.13	9,299,528,645.66	1.000257	39	101	932
Aug 20	0.1645%	9,465,008,033.71	9,466,814,693.25	1.000190	29	95	931
Jul 20	0.2003%	10,009,983,894.25	10,012,082,381.15	1.000209	27	101	930
Jun 20	0.1974%	9,671,601,669.74	9,674,049,521.47	1.000253	33	108	927
May 20	0.2444%	9,711,678,322.09	9,714,791,961.71	1.000320	29	103	924
Apr 20	0.4447%	9,402,508,666.82	9,406,011,209.34	1.000372	27	111	923
Mar 20	0.9570%	8,656,111,186.51	8,662,045,828.91	1.000685	27	108	922
Feb 20	1.5641%	9,669,676,298.74	9,671,875,580.06	1.000213	32	84	921
Jan 20	1.5514%	9,728,196,391.64	9,728,681,551.87	1.000027	33	96	920

## PORTFOLIO ASSET SUMMARY AS OF DECEMBER 31, 2020

	BOOK VALUE	MARKET VALUE
Uninvested Balance	\$ 990.24	\$ 990.24
Accrual of Interest Income	1,346,252.92	1,346,252.92
Interest and Management Fees Payable	(938,312.88)	(938,312.88)
Payable for Investment Purchased	0.00	0.00
Repurchase Agreement	1,615,828,999.87	1,615,828,999.87
Government Securities	7,065,812,874.19	7,067,410,182.94
<b>TOTAL</b>	<b>\$ 8,682,050,804.34</b>	<b>\$ 8,683,648,113.09</b>

Market value of collateral supporting the Repurchase Agreements is at least 102% of the Book Value. The portfolio is managed by J.P. Morgan Chase & Co. and the assets are safekept in a separate custodial account at the Federal Reserve Bank in the name of 18xSTAR. The only source of payment to the Participants are the assets of TexSTAR. There is no secondary source of payment for the pool such as insurance or guarantee. Should you require a copy of the portfolio, please contact TexSTAR Participant Services.

## TEXSTAR VERSUS 90-DAY TREASURY BILL



This material is for information purposes only. This information does not represent an offer to buy or sell a security. The above rate information is obtained from sources that are believed to be reliable; however, its accuracy or completeness may be subject to change. The TexSTAR management fee may be waived in full or in part at the discretion of the TexSTAR co-administrators and the TexSTAR rate for the period shown reflects waiver of fees. This table represents historical investment performance/return to the customer, net of fees, and is not an indication of future performance. An investment in the security is not insured or guaranteed by the Federal Deposit Insurance Corporation or any other government agency. Although the issuer seeks to preserve the value of an investment of \$1.00 per share, it is possible to lose money by investing in the security. Information about these and other program details are in the fund's Information Statement which should be read carefully before investing. The yield on the 90-Day Treasury Bill ("T-Bill Yield") is shown for comparative purposes only. When comparing the investment returns of the TexSTAR pool to the T-Bill Yield, you should know that the TexSTAR pool consists of allocations of specific diversified securities as detailed in the respective Information Statements. The T-Bill Yield is taken from Bloomberg Finance L.P. and represents the daily closing yield on the then current 90-Day T-Bill. The TexSTAR yield is calculated in accordance with regulations governing the registration of open-end management investment companies under the Investment Company Act of 1940 as promulgated from time to time by the federal Securities and Exchange Commission.

### DAILY SUMMARY FOR DECEMBER 2020

DATE	MNY MKT FUND EQUIV. [SEC Std.]	DAILY ALLOCATION FACTOR	INVESTED BALANCE	MARKET VALUE PER SHARE	WAM DAYS (1)*	WAL DAYS (2)*
12/1/2020	0.0685%	0.000001876	\$8,890,099,066.18	1.000187	42	98
12/2/2020	0.0670%	0.000001836	\$8,912,690,183.42	1.000200	42	97
12/3/2020	0.0662%	0.000001815	\$8,849,160,318.81	1.000202	41	97
12/4/2020	0.0687%	0.000001882	\$8,782,693,024.92	1.000197	40	96
12/5/2020	0.0687%	0.000001882	\$8,782,693,024.92	1.000197	40	96
12/6/2020	0.0687%	0.000001882	\$8,782,693,024.92	1.000197	40	96
12/7/2020	0.0721%	0.000001975	\$8,740,605,406.71	1.000195	40	95
12/8/2020	0.0657%	0.000001800	\$8,762,933,222.58	1.000193	39	94
12/9/2020	0.0645%	0.000001768	\$8,745,373,979.66	1.000200	39	94
12/10/2020	0.0649%	0.000001777	\$8,753,150,903.71	1.000200	38	93
12/11/2020	0.0656%	0.000001796	\$8,649,962,998.90	1.000202	37	92
12/12/2020	0.0656%	0.000001796	\$8,649,962,998.90	1.000202	37	92
12/13/2020	0.0656%	0.000001796	\$8,649,962,998.90	1.000202	37	92
12/14/2020	0.0663%	0.000001816	\$8,635,317,908.12	1.000197	38	91
12/15/2020	0.0681%	0.000001865	\$8,535,413,392.90	1.000199	40	92
12/16/2020	0.0694%	0.000001900	\$8,557,518,558.69	1.000193	40	91
12/17/2020	0.0697%	0.000001910	\$8,411,063,835.61	1.000189	44	101
12/18/2020	0.0698%	0.000001911	\$8,384,019,529.33	1.000189	43	99
12/19/2020	0.0698%	0.000001911	\$8,384,019,529.33	1.000189	43	99
12/20/2020	0.0698%	0.000001911	\$8,384,019,529.33	1.000189	43	99
12/21/2020	0.0699%	0.000001915	\$8,398,182,302.29	1.000186	44	99
12/22/2020	0.0670%	0.000001835	\$8,458,617,615.92	1.000188	44	98
12/23/2020	0.0628%	0.000001721	\$8,439,646,511.78	1.000192	45	97
12/24/2020	0.0636%	0.000001743	\$8,522,970,432.97	1.000180	44	97
12/25/2020	0.0636%	0.000001743	\$8,522,970,432.97	1.000180	44	97
12/26/2020	0.0636%	0.000001743	\$8,522,970,432.97	1.000180	44	97
12/27/2020	0.0636%	0.000001743	\$8,522,970,432.97	1.000180	44	97
12/28/2020	0.0740%	0.000002027	\$8,549,239,762.00	1.000171	47	98
12/29/2020	0.0734%	0.000002012	\$8,577,396,141.40	1.000174	48	100
12/30/2020	0.0729%	0.000001996	\$8,551,771,811.11	1.000188	47	100
12/31/2020	0.0672%	0.000001840	\$8,682,050,804.34	1.000183	45	97
19						
<b>Average</b>	<b>0.0676%</b>	<b>0.000001852</b>	<b>\$8,612,649,681.18</b>		<b>42</b>	<b>96</b>



(continued from page 1)

After much deadlock in Washington, lawmakers approved an additional \$900 billion pandemic relief bill just before several aid programs in the CARES Act were set to expire. The new package includes \$300 per week in enhanced unemployment benefits through March and direct cash payments of \$600 for most Americans as well as \$284 billion for the Paycheck Protection Program. It also includes funding for the airlines, vaccine distribution, education and many other provisions. However, it does not include much needed assistance for state and local governments. On the monetary policy front, as expected, the Federal Open Market Committee (FOMC) maintained the fed funds target rate in a range of 0.00%-0.25% at its December meeting. The committee will also maintain its current pace of asset purchases of at least \$80 billion in Treasuries and \$40 billion in agency mortgage-backed securities per month until “substantial further progress” has been made toward its inflation and employment goals. While the “dot plot” of future rate projections implies no rate changes through 2023, a solid economic recovery in 2H21 and 2022 could result in tapering asset purchases well before rates are adjusted. Over the month, U.S. Treasury bill yields fell slightly, with the three-month T-bill yield ending down 1.3 basis points (bps) at 0.06% and the one-year T-bill yield down 0.3 bp ending at 0.10%.

**Outlook**

With new cases surging and only a small number of the global population vaccinated (e.g. 1.4% of the U.S. population at time of writing), we expect U.S. growth to average 3.5% annualized in the fourth quarter of 2020 and also the first half of 2021. 2021 will begin with a renewed conviction that the economic recovery is robust. As the year progresses, we expect growth to broaden out and “left behind” sectors like travel and leisure to show new signs of life – particularly as vaccine rollouts extend to the wider population. Certainly, the distortions to the labor market and to Main Street will take some time to heal, but in our view the extent of permanent scarring is surprisingly contained, leaving the supply side of the economy mostly intact. Nevertheless, we expect monetary policy to remain extremely accommodative. The Federal Reserve (Fed) will likely prefer a little more inflation risk rather than jeopardizing the recovery through premature withdrawal of policy support. We see only limited upside for inflation in the near term and fully expect the Fed to look through it were it to arise. But we also note that inflation is not well discounted in asset markets.

This information is an excerpt from an economic report dated December 2020 provided to TexSTAR by JP Morgan Asset Management, Inc., the investment manager of the TexSTAR pool.

**TEXSTAR BOARD MEMBERS**

William Chapman	Central Texas Regional Mobility Authority	Governing Board President
Nell Lange	City of Frisco	Governing Board Vice President
Eric Cannon	City of Allen	Governing Board Treasurer
David Medanich	Hilltop Securities	Governing Board Secretary
Jennifer Novak	J.P. Morgan Asset Management	Governing Board Asst. Sec./Treas
Monte Mercer	North Central TX Council of Government	Advisory Board
Becky Brooks	City of Grand Prairie	Advisory Board
David Pate	Richardson ISD	Advisory Board
James Mauldin	DFW Airport/Non-Participant	Advisory Board
Sandra Newby	Tarrant Regional Water Dist/Non-Participant	Advisory Board
Ron Whitehead	Qualified Non-Participant	Advisory Board

The material provided to TexSTAR from J.P. Morgan Asset Management, Inc., the investment manager of the TexSTAR pool, is for informational and educational purposes only, as of the date of writing and may change at any time based on market or other conditions and may not come to pass. While we believe the information presented is reliable, we cannot guarantee its accuracy. HilltopSecurities is a wholly owned subsidiary of Hilltop Holdings, Inc. (NYSE: HTH) located at 1201 Elm Street, Suite 3500, Dallas, Texas 75270, (214) 859-1800. Member NYSE/FINRA/SIPC. Past performance is no guarantee of future results. Investment Management Services are offered through J.P. Morgan Asset Management Inc. and/or its affiliates. Marketing and Enrollment duties are offered through HilltopSecurities and/or its affiliates. HilltopSecurities and J.P. Morgan Asset Management Inc. are separate entities.



**GENERAL MEETING OF THE BOARD OF DIRECTORS  
OF THE  
CENTRAL TEXAS REGIONAL MOBILITY AUTHORITY**

**RESOLUTION NO. 21-004**

**APPROVING A CONTRACT WITH NORTEX CONCRETE LIFT AND  
STABILIZATION, INC. FOR CONCRETE SLAB LIFTING AND STABILIZATION ON  
THE MANOR EXPRESSWAY (290 Toll)**

WHEREAS, the Mobility Authority performs regular inspections of its toll facilities to ensure their safety and quality are appropriately maintained for the traveling public; and

WHEREAS, in the course of these inspections the Mobility Authority has observed a degraded ride quality on the Manor Expressway (290 Toll) between US 183 and SH 130; and

WHEREAS, by Resolution No. 20-037, dated June 24, 2020 the Board of Directors approved Fiscal Year 2021 Operating Budget which included funds for addressing ride quality issues on the 290E corridor; and

WHEREAS, Nortex Concrete Lift & Stabilization, Inc. participates in the Texas Multiple Award Schedule ("TXMAS") Program administered by the State Comptroller's Office as part of Texas SmartBuy Membership Program (formerly known as the "State of Texas CO-OP Purchasing Program"); and

WHEREAS, in accordance of with Article 15 of the Mobility Authority Policy Code, purchases made through a cooperative program such as the Texas SmartBuy Membership Program are deemed to have satisfied Mobility Authority procurement requirements; and

WHEREAS, in order to address the ride quality issues on the Manor Expressway (290 Toll), the Interim Executive Director has negotiated a scope of work with Nortex Concrete Lift & Stabilization, Inc. in the amount of \$305,558 which is attached hereto as Exhibit A, and requests an additional contingency amount of \$94,442 for a total not to exceed amount of \$400,000 for concrete slab lifting and stabilization services; and

WHEREAS, the Interim Executive Director recommends that the Board approve the proposed scope of work in the form or substantially the same form attached hereto as Exhibit A and requests authorization to contract with Nortex Concrete Lift & Stabilization, Inc. through the TXMAS Program for contract slab lifting and stabilization services on the Manor Expressway (290 Toll).

NOW THEREFORE, BE IT RESOLVED that the Board hereby approves the proposed scope of work with Nortex Concrete Lift & Stabilization, Inc. in the form or substantially the same form attached hereto as Exhibit A; and


BE IT FURTHER RESOLVED that the Board hereby authorizes the Interim Executive Director to enter into a contract with Nortex Concrete Lift & Stabilization, Inc. in the amount of \$305, 558




through the TXMAS Program, and approves an additional contingency amount of \$94,442 for a total not to exceed amount of \$400,000 for concrete slab lifting and stabilization services to address the degraded ride quality issues identified on the Manor Expressway (290 Toll).

Adopted by the Board of Directors of the Central Texas Regional Mobility Authority on the 27<sup>th</sup> day of January 2021.


Submitted and reviewed by:

  
\_\_\_\_\_  
Geoffrey Petrov, General Counsel

Approved:

  
\_\_\_\_\_  
Robert W. Jenkins, Jr.  
Chairman, Board of Directors

**Exhibit A**



201 NW 26<sup>th</sup> St.  
Fort Worth, TX 76164  
(817) 831-1240 office  
(817) 831-1245 fax

Central Texas Regional Mobility Authority  
3300 N. IH 35, Suite 300  
Austin, TX 78705

Attn: John Jones

Subject: Central Texas Regional Mobility Authority with use of contract number TXMAS-19-03FAC07 for concrete pavement lifting and stabilization with polyurethane foam injections.

Date: January 8, 2021

Dear Mr. Jones:

This is an Agreement between Nortex Concrete Lift & Stabilization, Inc., and the Central Texas Regional Mobility Authority, for concrete pavement lifting and stabilization services with polyurethane foam injections to properly repair dips, heaves, and bridge approach slabs on the 290 Toll main lanes from US 183 to SH 130 at specific locations described in the documentation.

Enclosed you will find the following documents:

1. TXMAS-19-03FAC07 price list for all associated services under the contract.
2. Scope of work to be performed at specified locations including 2 year warranty.
3. Price list for repairs on expressway main lanes under contract TXMAS-19-03FAC07
4. Individual location breakdown with measurements of each work area
5. TXDOT special spec 3061 for "raising and undersealing concrete slabs with foam systems"
6. Nortex Material spec sheet which complies with all requirements of TXDOT ss3061

Compensation to be paid based on actual pounds of polyurethane foam material pumped at each location as specified in the contract documents. Once approved and executed, the purchase order for polyurethane injections repairs must be issued in the Texas SmartBuy online purchasing portal to receive the specified contract pricing.

Nortex requests the Executive Director's signature to execute this agreement in the signature area below.

  
Signature \_\_\_\_\_ Date 1/8/21

Casey DeRosa  
Asst GM  
Nortex Concrete Lift & Stabilization, Inc.

\_\_\_\_\_  
Signature \_\_\_\_\_ Date \_\_\_\_\_

William Chapman  
Interim Executive Director  
Central Texas Regional Mobility Authority



201 NW 26<sup>th</sup> St.  
Fort Worth, TX 76164  
(817) 831-1240 office  
(817) 831-1245 fax

## **RAISING & UNDERSEALING CONCRETE PAVEMENT SCOPE OF WORK AND QUALITY CONTROL PLAN**

Nortex Concrete Lift & Stabilization, Inc. is committed to maintaining an effective Quality Control Plan that reinforces our commitment to deliver a consistent high quality product and service to our customers.

This plan addresses the following:

- Equipment**
- Work Site Preparations**
- Construction Methods**
- Monitoring Procedures**
- Clean Up Procedures**
- Spill Clean Up Procedures**
- Material Information**
- Warranty Information**

**Equipment:** A listing of lifting and undersealing equipment, this list is a minimum and shall not preclude the use of additional equipment.

- A. Pneumatic drills and electric drills capable of drilling 5/8-inch diameter holes.
- B. Truck mounted pumping units (Gusmer H20/35 Hydraulic Proportioner Pumps) capable of injecting high-density polyurethane foam between the concrete pavement and the sub-base, and capable of controlling the rate of rise of the pavement.
- C. Hilti Self Leveling Laser Level unit and lifting gages to ensure that pavement is lifted to an even plane.

**Work Site Preparations:** Shall be specified per contract documents and/or general accepted practices and procedures.

- A. The contractor shall review a profile of the pavement and footing provided by the owner to determine where the slab and footing need to be raised or void filled.

**Construction Methods:**

- A. Drilling: A series of 5/8" holes shall be drilled at four to six foot intervals through the concrete pavement. The contractor will determine the exact location and spacing of holes based on site conditions and scope of work.
- B. Injecting: The injector on the discharge guns shall make a tight seal in the injection hole. The polyurethane foam is two-component mixtures that meet at the discharge gun and is injected beneath the concrete pavement with approximately 1000 psi. The polyurethane foam initially remains in liquid form for approximately 15 – 20 seconds, which allows the material to move laterally beneath the concrete filling all voids in the area. The polyurethane foam then begins to set up and expand into its solid form exerting the necessary lifting force.

**Monitoring Procedures:**

- A. Controlling rise: The amount of rise shall be controlled using the pumping unit, by regulating the rate of injection of material. Lifting gages and Laser shall be used to monitor the rise and ensure pavement is lifted to an even plane. Mix Ratio's on Gages must be monitored periodically to ensure proper mixture of material being pumped along with monitoring of heat to keep foam somewhere in the vicinity of 80 to 140 degrees Fahrenheit (depending on outside air temperature).
- B. Drain inlets, asphalt shoulders, MSE walls, etc...will be monitored frequently to ensure material below ground has not traveled to an area it is not intended to go.
- C. Supervisor shall be on site during entire operation and be fully trained in mechanical operation of equipment. Supervisor shall be responsible for safety of his crew at all times and responsible for monitoring lifting procedures.

**Clean Up Procedures:**

- A. All excess polyurethane material will be removed from the job site.
- B. All injections holes will be re-drilled to a depth of 2-3" and then non shrink cementitious grout will be to close over all holes.
- C. Entire work area will be cleaned and cleared to properly restore the operation lane.

**Spill Clean Up Procedures:**


- A. Entire area of spill to be covered and dispersed evenly with absorbent material kept on hand.
- B. After setting phase absorbent material is cleaned up and disposed of in thick trash bags and tied off for proper disposal.
- C. Process can be repeated until spill is sufficiently cleaned.

**Material Information:**

- A. All material used is certified for compliance with all state, and local authorities pertaining to the contract documents or special provisions. TXDOT ss3061 is provided as well as Delta Urethanes Norfill spec sheet and NCFI Polyurethanes 24-003 spec sheet to show material compliance.

**Warranty Information:**

- A. All locations repaired under this contract stand by an industry standard two year warranty that if a slab settles more than 1/2" in that period then it will be repaired free of charge. Traffic control and other incidental services would not be covered under the warranty.



201 NW 26<sup>th</sup> St.  
 Fort Worth, TX 76164  
 (817) 831-1240 office  
 (817) 831-1245 fax


**TXMAS-19-03FAC07 concrete pavement lifting and stabilization  
 with polyurethane injections and value added services**

**Price Sheet Per Location**

Item Number	Description/Measurement	Unit	Price per Unit	Quantity	Total
	<b>EB Hwy 290 at Tuscany Way Departure Slab</b>				
1000003346	Polyurethane Injections (10,001 LBS and above)	LB	\$4.46	3,100	\$13,826.00
	<b>EB Hwy 290 at pavement located at MM 589.8</b>				
1000003346	Polyurethane Injections (10,001 LBS and above)	LB	\$4.46	2,500	\$11,150.00
VA-6	Soil Densification/Deep Injections at 5-10 ft	LB	\$5.83	1,200	\$6,996.00
	<b>EB Hwy 290 at pavement located at MM 589.88</b>				
1000003346	Polyurethane Injections (10,001 LBS and above)	LB	\$4.46	11,000	\$49,060.00
VA-6	Soil Densification/Deep Injections at 5-10 ft	LB	\$5.83	2,400	\$13,992.00
	<b>EB Hwy 290 at pavement at MM 590.3</b>				
1000003346	Polyurethane Injections (10,001 LBS and above)	LB	\$4.46	10,500	\$46,830.00
VA-6	Soil Densification/Deep Injections at 5-10 ft	LB	\$5.83	2,400	\$13,992.00
	<b>EB Hwy 290 at pavement at MM 590.7</b>				
1000003346	Polyurethane Injections (10,001 LBS and above)	LB	\$4.46	7,800	\$34,788.00
VA-6	Soil Densification/Deep Injections at 5-10 ft	LB	\$5.83	1,200	\$6,996.00

	<b>EB Hwy 290 at Harris Branch Approach Slab</b>				
1000003346	Polyurethane Injections (10,001 LBS and above)	LB	\$4.46	3,400	\$15,164.00
	<b>WB Hwy 290 at Harris Branch Departure Slab</b>				
1000003346	Polyurethane Injections (10,001 LBS and above)	LB	\$4.46	3,000	\$13,380.00
	<b>WB Hwy 290 at Little Walnut Creek Dep. Slab</b>				
1000003346	Polyurethane Injections (10,001 LBS and above)	LB	\$4.46	3,000	\$13,380.00
	<b>WB Hwy 290 at Tuscany Way Approach Slab</b>				
1000003346	Polyurethane Injections (10,001 LBS and above)	LB	\$4.46	3,300	\$14,718.00
	<b>WB Hwy 290 at US 183 Abutment</b>				
1000003346	Polyurethane Injections (10,001 LBS and above)	LB	\$4.46	600	\$2,676.00
<b>Total Purchase Price =</b>					<b>\$256,948.00</b>






201 NW 26<sup>th</sup> St.  
 Fort Worth, TX 76164  
 (817) 831-1240 office  
 (817) 831-1245 fax

**TXMAS-19-03FAC07 concrete pavement lifting and stabilization  
 with polyurethane injections and value added services**

**Price Sheet Per Location for Traffic Control**

Item Number	Description/Measurement	Unit	Price per Unit	Quantity	Total
Incidental	Message Board	Night	\$70	17	\$1,190
Incidental	Message Board Delivery/Pickup	Each	\$75	4	\$300
	<b>EB Hwy 290 at Tuscany Way Departure Slab</b>				
Incidental	2 LLC w/ swap to 1 RLC	Night	\$2,450	1	\$2,450
	<b>EB Hwy 290 at pavement located at MM 589.8</b>				
Incidental	2 LLC 1 RLC	Night Night	\$2,450 \$1,708	1 1	\$4,158
	<b>EB Hwy 290 at pavement located at MM 589.88</b>				
Incidental	2 LLC 1 RLC	Night Night	\$2,450 \$1,708	2 1	\$6,608
	<b>EB Hwy 290 at pavement at MM 590.3</b>				
Incidental	2 LLC 1 RLC	Night Night	\$2,450 \$1,708	2 1	\$6,608
	<b>EB Hwy 290 at pavement at MM 590.7</b>				
Incidental	2 LLC 1 RLC	Night Night	\$2,450 \$1,708	2 1	\$6,608
	<b>EB Hwy 290 at Harris Branch Approach Slab</b>				
Incidental	2 LLC w/ swap to 1 RLC 1 RLC	Night	\$2,450	1	\$2,450

	<b>WB Hwy 290 at Harris Branch Departure Slab</b>				
Incidental	2 LLC w/ swap to 1 RLC 1 RLC	Night	\$2,450	1	\$2,450
	<b>WB Hwy 290 at Little Walnut Creek Dep. Slab</b>				
Incidental	2 LLC w/ swap to 1 RLC 1 RLC	Night	\$2,450	1	\$2,450
	<b>WB Hwy 290 at Tuscany Way Approach Slab</b>				
Incidental	2 LLC w/ swap to 1 RLC 1 RLC	Night	\$2,450	1	\$2,450
	<b>WB Hwy 290 at US 183 Abutment</b>				
Incidental	1 RLC	Night	\$1,708	1	\$1,708
<b>Total Purchase Price =</b>					<b>\$39,430.00</b>




201 NW 26<sup>th</sup> St.  
 Fort Worth, TX 76164  
 (817) 831-1240 office  
 (817) 831-1245 fax

**TXMAS-19-03FAC07 concrete pavement lifting and stabilization  
 with polyurethane injections and value added services**

**Price Sheet Per Location for Off Duty Officers**

Item Number	Description/Measurement	Unit	Price per Unit	Quantity	Total
	<b>EB Hwy 290 at Tuscany Way Departure Slab</b>				
Incidental	1 Off Duty Officer	Hour	\$60	9	\$540
	<b>EB Hwy 290 at pavement located at MM 589.8</b>				
Incidental	1 Off Duty Officer	Night	\$60	18	\$1,080
	<b>EB Hwy 290 at pavement located at MM 589.88</b>				
Incidental	1 Off Duty Officer	Night	\$60	27	\$1,620
	<b>EB Hwy 290 at pavement at MM 590.3</b>				
Incidental	1 Off Duty Officer	Night	\$60	27	\$1,620
	<b>EB Hwy 290 at pavement at MM 590.7</b>				
Incidental	1 Off Duty Officer	Night	\$60	27	\$1,620
	<b>EB Hwy 290 at Harris Branch Approach Slab</b>				
Incidental	1 Off Duty Officer	Night	\$60	9	\$540
	<b>WB Hwy 290 at Harris Branch Departure Slab</b>				
Incidental	1 Off Duty Officer	Night	\$60	9	\$540
	<b>WB Hwy 290 at Little Walnut Creek Dep. Slab</b>				
Incidental	1 Off Duty Officer	Night	\$60	9	\$540
	<b>WB Hwy 290 at Tuscany Way Approach Slab</b>				
Incidental	1 Off Duty Officer	Night	\$60	9	\$540

	<b>WB Hwy 290 at US 183 Abutment</b>				
Incidental	1 Off Duty Officer	Night	\$60	9	\$540
<b>Total Purchase Price =</b>					<b>\$9,180</b>



201 NW 26<sup>th</sup> St.  
Fort Worth, TX 76164  
(817) 831-1240 office  
(817) 831-1245 fax

TO: Central Texas Regional Mobility Authority (CTRMA)  
3300 N. IH-35, Suite 300  
Austin, TX 78705

**Estimate**

ATTN: John Jones  
Senior Maintenance Coordinator

DATE: December 22, 2020

RE: TXMAS-19-03FAC07 Polyurethane Injection Repairs

LOCATIONS: See Below

EB Tuscany App/Dep Slabs (Ref Marker 589)

Departure Slab, 75x55, 2" Lift	3,100 LBS	\$13,826.00
--------------------------------	-----------	-------------

EB Mainlane Dip (Ref Marker 589.8)

Heave after Walnut Departure Slab		
56x45, 2" Lift	2,500 LBS	\$11,150.00
56x15 Soil Densification/Deep Injection	1,200 LBS	\$6,996.00

EB Mainlane Dip (Ref Marker 589.88)

Double Heave		
80x56, 1.5" Lift	2,800 LBS	\$12,488.00
15x56 Soil Densification/Deep Injection	1,200 LBS	\$6,996.00
120x56, 3" Lift	5,500 LBS	\$24,530.00
15x56 Soil Densification/Deep Injection	1,200 LBS	\$6,996.00
70x56, 1.5" Lift	2,700 LBS	\$12,042.00

EB Mainlane Heaving (Ref Marker 590.3)

Double Heave		
80x72, 1.5" Lift	3,000 LBS	\$13,380.00
15x56 Soil Densification/Deep Injection	1,200 LBS	\$6,996.00
120x72, 3" Lift	4,500 LBS	\$20,070.00
15x56 Soil Densification/Deep Injection	1,200 LBS	\$6,996.00
80x72, 1.5" Lift	3,000 LBS	\$13,380.00

EB Mainlane Heaving (Ref Marker 590.7)

80x56, 3" Lift	4,800 LBS	\$21,408.00
15x56 Soil Densification/Deep Injection	1,200 LBS	\$6,996.00
65x56, 2" Lift	3,000 LBS	\$13,380.00

Harris Branch App/Dep Slab (Ref Marker 592.2)

<b>EB</b> Approach Slab, 70x65, 2" Lift	3,400 LBS	\$15,164.00
<b>WB</b> Departure Slab, 70x65, 1" Lift	3,000 LBS	\$13,380.00

WB Little Walnut Dep Slab (Ref Marker 589.49)

70x56, 2" Lift	3,000 LBS	\$13,380.00
----------------	-----------	-------------

WB Tuscany Approach Slabs (Ref Marker 589)

Approach Slab 60x68, 2" Lift	3,300 LBS	\$14,718.00
------------------------------	-----------	-------------

WB US 183 Bridge Abutment (Ref Marker 599.25)

Right Lane + Shoulder		
20x20, 2" Lift @ Expansion Joint	600 LBS	\$2,676.00
Cracking + Sprawling up against wall		

ITEM	DESCRIPTION	UNIT	QUANTITY	UNIT PRICE	EXTENSION
1000003346	Concrete Pavement Lifting and Stabilization with Polyurethane Injections 10,001 LBS and above	LB	48,200	\$4.46	\$214,972.00
VA-6	Deep Injection (Polyurethane Injection Depth 5-10 Feet)	LB	7,200	\$5.83	\$41,976.00

---

Total: \$256,948.00

**Purchases must be made through Texas Smart Buy online purchasing portal. All pricing is from Smart Buy contract number: TXMAS-19-03FAC07.**

Casey DeRosa  
Asst GM

---

# Special Specification 3061

## Raising and Undersealing Concrete Slabs with Foam Systems



### 1. DESCRIPTION

Raise and underseal concrete slabs at locations shown on the plans and as directed.

### 2. MATERIAL

Furnish a closed cell hydro-insensitive, high-density polyurethane foam system with a minimum free rise density of 3.0 lb./cu. ft., with a minimum compressive strength of 50 psi. Use epoxy material meeting the requirements of DMS-6100, "Epoxies and Adhesives," Type III, Class C.

### 3. EQUIPMENT

Provide machinery, tools, and equipment necessary for proper execution of the work. At a minimum, provide the following:

- 3.1. **Drill.** Use a drill capable of drilling holes of the required diameter and depth.
- 3.2. **Pump.** Furnish a pump unit with the appropriate attachments capable of injecting the polyurethane:
  - Under the concrete slab at the depth(s) required in the plans.
  - At a controlled flow rate with a digital reading of the cumulative pounds used.
- 3.3. **Level.** Provide control equipment to indicate when the final grade has been achieved and to monitor slab movement.

### 4. CONSTRUCTION

- 4.1. **Preparation.** Prepare a profile of each area to determine the extent of the concrete slab that requires adjustment or raising. Ensure that the finished concrete slabs will conform to the grades and cross-section of the slabs as shown in the plans or as directed. Determine the exact locations of the injection holes for each treated area. Obtain approval for the injection hole locations.
- 4.2. **Drilling.** Use drilling operations that do not damage the surrounding concrete. Drill injection holes with diameters less than or equal to 3/4 in. through the concrete as proposed or as directed. When an injection point is through a terminal anchor slab and sleeper slab, provide a tube to insure the polyurethane material does not migrate between the two slabs.
- 4.3. **Injection.** Inject high-density polyurethane formulation directly under the slab. Do not extend the nozzle end below the bottom of the concrete. Cease injection when directed, no improvement is observed, or material extrudes from locations other than slab penetrations. Take precautions to prevent the intrusion of injected material into any drainage facility and other structures. Remove any excessive polyurethane material after the nozzle is removed from the hole. Seal the hole with an approved method and material.
- 4.4. **Grade Control.** Control the final elevations within 1/4 in. of the proposed profile elevations. The Engineer may check the treated area to confirm that the pavement has been aligned properly to facilitate drainage.

- 4.5. **Repairs.** As directed, repair any pavement slab or bridge approach/departure slab that has cracked or did not achieve required grades as a result of the Contractor's operation at no additional cost to the Department.

Fill injection holes with epoxy or approved concrete patching materials.

---

**5. SET TIME**

Formulate the high-density polyurethane to set and obtain 90% of its compressive strength within 15 min. after injection. Attain the manufacturer's recommended compressive strength unless otherwise shown on the plans.

---

**6. MEASUREMENT**

This Item will be measured by the pound of high-density polyurethane injected and accepted.

---

**7. PAYMENT**

The work performed and materials furnished in accordance with this Item and measured as provided under "Measurement" will be paid for at the unit price bid for "Raising and Undersealing Concrete Slab." This price is full compensation for furnishing and injecting polyurethane material, concrete repairs, labor, materials, tools, and incidentals.



# Nor-Fill Grout

## Product Description:

Nor-fill Grout is a two component, closed cell polyurethane hydrophobic grout system used for soil stabilization, lifting foundations, road beds, driveways or any surface that needs to be secured or lifted to grade. The product is formed by the reaction of a resin blend and polymeric methylene diphenyl diisocyanate. The resin blend is comprised of polyols, additives and blowing agents. The unique composition of Nor-Fill Grout allows the material to perform well in wet environments frequently found below grade.

## Typical Chemical Attributes:

	<u>Isocyanate</u>	<u>Resin</u>
Viscosity	190 cps	820 cps
Density	10.3 lbs./gal	8.5 lbs./gal
Appearance	brown liquid	dark grey liquid

## Typical Reaction Profile:

	<b>Hand Mix @ 72 °F</b>	<b>Machine Mix @ 120°F</b>
Cream Time (sec)	19	7
Gel Time (sec)	70	-
Tack Free Time (sec)	90	14-16
Rise Time (sec)	110	20-22
Density (Free Rise)	4.1 pcf	3 - 4 pcf

## Typical Physical Properties:

Restrained Core Density (ASTM D1622)	5.3 pcf
Compressive Strength (ASTM D1621)	85 psi
Tensile Strength (ASTM D1623)	105 psi
Closed Cell Content (ASTM 2856)	>93%
Water Absorption (ASTM D2842)	<0.04 lbs./sq.ft.
Dimensional Stability (ASTM D2126)	Volume change
Heat age, 93°C, 7 days	- 1.6%
Humid age 70°C, 97% R.H. 7 days	- 1.0%
Cold age, -40°C, 7 days	0.1%
Resistance to Solvents	Excellent
Resistance to Mold and Mildew	Excellent
Maximum Service Temperature	200°F

\*These are typical values obtained from laboratory experiments and are provided as general information only.

## Processing Parameters:

Nor-Fill is designed to be applied by trained contractors using high pressure, plural component proportioners. The proportioner must be able to maintain the designed temperature and pressure for Nor-Fill Grout™ products:

Pressure	1000 to 1750 psi
Pre-heater temperature	95 to 125°F
Hose temperature	95 to 125°F

Optimal settings will vary with proportioner, hose dimensions, gun configuration and ambient conditions. It is critical for installers to understand the limitations associated with their equipment.

## Storage & Shelf Life:

Nor-Fill Grout™ components have an optimal shelf life of 6 months when stored in unopened containers at temperature between 50° and 70°F. Excessively high temperatures may reduce optimal shelf life. Store the isocyanate and the resin components in a conditioned area, away from exposure to direct sun light and precipitation. Keep material containers tightly closed. Material in opened containers should be kept under a blanket of dry air or nitrogen.

Store material at 70° – 80°F for 48 hours prior to application.

## Safety and Handling Information:

It is critical to read and become familiar with the Material Safety Datasheets prior to working with Nor-Fill Grout™ liquid components. When handling these materials and during application, always use appropriate personal protective equipment. Avoid prolonged breathing of vapors; avoid contact with skin, eyes and mucous membranes. In case of chemical contact with eyes, flush with water for at least 15 minutes and get medical attention. For more information, consult the Material Safety Datasheets.

The descriptions, data, designs and information contained herein are presented in good faith and believed to be accurate. This information is provided for guidance ONLY. Many factors will affect the processing or application of Delta Urethanes LLC products. It is necessary that you make tests to determine ultimate suitability for Delta Urethanes LLC products for your particular application. No warranties of any kind, either expressed or implied, including warranties of merchantability or fitness for a particular purpose, are made regarding products described, data or designs presented. In no case shall the descriptions, information, data or designs provided be considered a part of our terms and conditions of sale. All information and technical assistance is given without warranty or guarantee and is subject to change without notice. You expressly agree to release Delta Urethanes LLC from all liability in tort or contract based on the technical information provided. All such information is accepted at your own risk.

### TERRATHANE™ Polyurethanes

TerraThane™ Polyurethanes by NCFI are uniquely formulated for a variety of geotechnical applications. Each batch goes through stringent testing and quality assurance standards to ensure reliability in the field.

### About 24-003

TerraThane™ 24-003 is a hydrophobic/hydro-insensitive, MDI-based polymer formula that is specially designed for exceptional flow or spread under concrete structures when water is present. The 24-003 flowability ensures voidfill and support before lifting. 24-003 is available with an NSF/ANSI 61 Section 5 - 2017 certification.

### 24-003 APPLICATIONS

- Bridge Approaches and Departures
- Highway and Streets
- Airport Runways and Taxiways
- Concrete Slab Lifting
- Joint Matching
- Void Filling
- Deep Soil Injection

### REACTIVITY AT 110°

Cream Time	7 seconds
Gel Time	13 Seconds
Tack Free Time	19 seconds
Rise Time	26 seconds



### Physical Properties

Physical Properties	Test Method	Free Rise	Restrained
Density	ASTM D1622	4.0 pcf	5-6 pcf
Compressive Strength	ASTM D1621	68 psi	80-100 psi
Compressive Modulus	ASTM D1621	1900 psi	2400-3200 psi
Tensile Strength	ASTM D1623	79 psi	100-120 psi
Tensile Modulus	ASTM D1623	1446 psi	3100 psi
Water Absorption	ASTM D2842	≤ 0.04 lbs/ft <sup>2</sup>	≤ 0.04 lbs/ft <sup>2</sup>
Closed Cell Content		>92%	>92%
Max Service Temp		200°F	200°F
Elongation	ASTM D1623	5.1%	
Shear Strength	ASTM C273	52.0 psi	90 psi
Shear Modulus	ASTM C273	602 psi	677 psi
Flexural Strength	ASTM D790	80 psi	387 psi
Flexural Modulus	ASTM D790	1625 psi	13502 psi

TerraThane Geotechnical Division • NCFI Polyurethanes

Div. of Barnhardt Manufacturing Co. • P.O. Box 1528 • Mounty Airy, NC 27030 • 800-346-8229

WWW.TERRATHANE.COM

**TERRATHANE™**  
**24-003**  
 Technical Data Sheet

## Special Testing/Certifications

NYDOT Hydro-insensitivity test, GTP-9		<b>&gt;96% density retention</b> <b>&gt;93% comp str retention</b>	
Dimensional stability, % volume change, 28 day aging (ASTM D-2126)	Heat age at 158°F	Freezer at -20°F	Humid age at 100% RH & 120°
	-1.5%	-0.1%	-1.0%

### Performance

*Wet Environments...* **Excellent**

*Lifting Capacity...* **Excellent**

### Chemical Resistance

*Solvents...* **Excellent**

*Mold and Mildew...* **Excellent**

## Component Properties

Component	B-24-003	A2-000
Appearance	Transparent Liquid	Clear Brown Liquid
Brookfield Viscosity @ 20rpm	500 cps at 72°	200 cps at 72°
Specific Gravity	1.07	1.24
Weight per Gallon	8.9 lbs	10.3 lbs
Storage Temperature	50° - 100°F	50° - 110°F

## Processing Parameters

ISO Temperature	100° - 120°F
Poly Temperature	100° - 120°F
Mixing Pressure	800 psi static, 600 psi dynamic, 1000/800 preferred

## Mix Ratio

By weight... 100 parts poly : 116 parts iso

By volume... 100 parts poly : 100 parts iso

## Storage and Handling

Store the poly from 50°F to 90°F. Avoid moisture contamination during storage, handling, and processing. For both components, pad containers and day tanks with either nitrogen or dry air (desiccant cartridge or air dryer @ -40°F dew point). For optimum shelf life, the recommended storage temperature for iso is 50°F to 110°F. **Do not expose iso to lower temperatures – freezing may occur.** Store components at 70°F to 90°F for several days prior to use to minimize components being too viscous at time to take to field. Shelf life of Resin is 6 months and ISO is 2 years for factory sealed containers.

## Application Cautions

Careful consideration should be given to selection and application of any NCFI Polyurethane foam system where excessive foam mass build-up can occur. Excessive polyurethane foam lift thickness will result in high internal temperatures within the injected foam, which can result in degraded foam properties, or in extreme cases, fire or spontaneous combustion. **Any flammability rating contained in this literature is not intended to reflect hazards presented by this or any other material under actual fire conditions.** Each person, firm or corporation engaged in the application, installation or use of any polyurethane product should carefully determine whether there is a potential fire hazard associated with such product in a specific usage, and utilize all appropriate precautionary and safety measures. Please consult NCFI Polyurethanes for safety considerations, polyurethane system selection and application recommendations.

The information contained herein is believed to be reliable, but no representations, guarantees or warranties of any kind are made as to its accuracy, suitability for particular applications or the results to be obtained there from. The information is based on laboratory work with small-scale equipment and does not necessarily indicate end product performance. Because of the variation in methods, conditions and equipment used commercially in processing these materials, no warranties or guarantees are made as to the suitability of the products for the application disclosed. Full-scale testing and end product performance are the sole responsibility of the user. NCFI Polyurethanes shall not be liable for and the customer assumes all risk and liability of any use or handling of any material beyond NCFI's direct control. NCFI MAKES NO WARRANTIES, EXPRESSED OR IMPLIED, BUT NOT LIMITED TO, THE IMPLIED WARRANTIES OR MERCHANTABILITY AND FITNESS FOR A PARTICULAR PURPOSE. Nothing contained herein is to be considered as permission, recommendations, nor as an inducement to practice any patented invention without permission of the patent owner.